



ski-doo

PRODUCT SPEC BOOK

VEHICLES • ACCESSORIES • PARTS • MAINTENANCE • APPAREL

2026

PRODUCT SPEC BOOK

2026

VEHICLE SPECIFICATIONS

- 5 Rotax Engines
- 6 Colors
- 8 Summit X with Expert Package
- 9 Summit X
- 10 Summit Adrenaline
- 11 Summit Neo
- 12 Freeride
- 13 Backcountry X-RS
- 14 Backcountry Adrenaline
- 15 Backcountry Sport
- 16 MXZ X-RS with Competition Package
- 17 MXZ X-RS
- 18 MXZ Sport
- 19 MXZ Neo+
- 20 Renegade X-RS
- 21 Renegade Adrenaline
- 22 Renegade Sport
- 23 Grand Touring Sport
- 24 Expedition Xtreme
- 25 Expedition SE
- 26 Expedition LE
- 27 Expedition Sport
- 28 Tundra LE
- 29 Skandic LE
- 30 Skandic Sport
- 32 Comparative chart

ACCESSORIES

- 38 Platform/Accessory Fit Guide
- 40 LinQ Accessories
- 48 Fuel & Oil Caddies
- 49 Storage
- 61 Seats & Backrests
- 67 Toe-Holds, Footrests & Knee Pads
- 69 Handguards & Handlebars
- 72 Windshields & Wind Protection
- 80 Youth
- 81 Mirrors
- 83 LED Lights
- 84 Electrical
- 88 Adjustable Risers & Extension Kits
- 91 Bumpers, Hitches & Winches
- 98 Sleigh, Racks & Holders
- 102 Protection & Reinforcement
- 106 Suspension & Shock Kits
- 108 Prefilters & Vent Kits
- 110 Cooling & Lubrication
- 112 Covers & Trailing
- 115 Garage & Truck Sled Decks

PARTS

- 119 Traction & Control
- 131 CVT Maintenance Parts

MAINTENANCE

- 135 Oils & Maintenance Products
- 136 Care Products

APPAREL

- 140 Sizing Chart
- 142 Vibe Communication Systems Key Technologies
- 143 Communication System and Helmet Accessories
- 144 Oxygen Flow Helmet
- 145 Oxygen Helmets
- 146 Advex Helmets
- 148 Pyra Helmets
- 150 Exome Helmets
- 152 Goggles
- 153 Balaclava
- 155 Absolute 0 collection
- 156 Boots and Socks
- 157 Riding gear – Absolute 0
- 159 X-Team Collection
- 162 Sportswear – X-Team
- 166 Riding Gear – Trail
- 169 Enduro Collection
- 172 Vasa Collection
- 174 Sympatex
- 175 Riding Gear – BC
- 176 Layering
- 178 Riding Gear – Junior
- 179 Sportswear – junior
- 180 Bags
- 183 Sportswear – Signature
- 187 Sportswear – Après-Ski
- 188 Headwear and Neckwear

THAT **ski-doo** *FEELING*

For advertising purposes, some scenes depicted in this brochure include professional riders and racers executing maneuvers or performances under ideal and/or controlled conditions. Do not attempt any of these or any other risky maneuvers if they're beyond your level of riding ability, as well as your understanding and respect for the performance of your snowmobile. Always ride responsibly and safely. Always observe applicable local laws and regulations. Always wear the appropriate protective clothing, including a helmet. And remember, if you're going to drink, please don't ride. Because of its ongoing commitment to product quality and innovation, Bombardier Recreational Products Inc. (BRP) reserves the right, at any time, to discontinue or change specifications, prices, designs, features, models or equipment without incurring any obligation. Some models depicted herein may include optional equipment. Prices are based on Manufacturer Suggested Retail Prices. Dealer may sell for a different price. Taxes are not included. BRP is a proud member of the SSCC (Snowmobiling Safety Certification Committee), Machine Safety Standard, Operator Safety Training, Safe Trails, ISMA (International Snowmobile Manufacturers Association), National Snowmobile Foundation and Tread Lightly! Inc. By being a member of these important snowmobiling associations, we recognize and support their efforts in sharing the responsibility for promoting the growth of our sport. Isolfil is a registered trademark of Yarns and Threads For Textile. mcFIT is a registered trademark of MCTECH Corporation. PrimaLoft Gold, PrimaLoft Silver and PrimaLoft Black are registered trademarks of Albany International Corp. Sympatex is a registered trademark of Sympatex Technologies GmbH. Dri-Lex is a registered trademark of Faytex Corp. Vespel, Teflon HT and Kevlar are trademarks of E.I. DuPont de Nemours & Co. Thermolite and Cordura are registered trademarks of INVISTA for durable fabrics. Thermocool is a registered trademark of ADVANSA. Velcro is a registered trademark of Velcro Industries. Scott is a trademark of Scott Sports SA. M-FORGE® Composite is a patented and registered trademark of MAT GROUP™. TekVest is a registered trademark of Tekrider. Fidlock is a registered trademark of Fidlock GmbH. clim8® is a trademark of clim8 SAS and is registered in the US and other countries. Terra is a trademark of Superwinch LLC. Bluetooth is a registered trademark of Bluetooth SIG, Inc. Warn is a registered trademark of Warn Industries Inc. GTX is a trademark of Castrol Limited used under license. Montana and Zumo are registered trademarks of Garmin Ltd. NGK is a registered trademark of NGK Spark Plugs, Ltd. Extender Trail III, Trail Blazer IV, Executive, Flat-top and Dooly are trademarks and registered trademarks of Woody's International Engineering and Manufacturing, Inc. RipSaw, RipSaw Lite, ICE Ripper, ICE Ripper XT, ICE Attak and PowderMax are trademarks of Camoplast Inc. Lexan is a registered trademark of SABIC Innovative Plastics. Superclamp II is a trademark of Bowdriks Industries. FOX is a registered trademark of Fox Racing Canada. Kolpin and Impact are registered trademarks of Kolpin Powersports Inc. Yuasa is a registered trademark of YUASA Batteries Inc. Schumacher® and the Schumacher logo are registered trademarks of Schumacher Electric Corporation. Depending on location, products are distributed by BRP US Inc., Bombardier Recreational Products Inc., BRP European Distribution SA, BRP Finland Oy, BRP Australia Pty Ltd. or Bombardier Recreational, Products Motores da Amazonia Ltda. In the U.S.A., products are distributed by BRP US Inc. In Canada, products are distributed by Bombardier Recreational Products Inc. ®/TM and the BRP logo are trademarks and registered trademarks of Bombardier Recreational Products Inc. or its affiliates. All other company and/or product names are trademarks or registered trademarks of their respective holders. © 2025 BRP. All rights reserved.

A rider wearing a yellow and black Ski-Doo suit and helmet is riding a dark grey and yellow Ski-Doo MXZ snowmobile through a snowy forest. The snowmobile's headlights are on, and it is kicking up a cloud of snow. The background consists of snow-covered evergreen trees.

VEHICLE SPECIFICATIONS

// VEHICLE SPECIFICATIONS

5	ROTAX ENGINES	20	RENEGADE X-RS
6	COLORS	21	RENEGADE ADRENALINE
8	SUMMIT X WITH EXPERT PACKAGE	22	RENEGADE SPORT
9	SUMMIT X	23	GRAND TOURING SPORT
10	SUMMIT ADRENALINE	24	EXPEDITION XTREME
11	SUMMIT NEO	25	EXPEDITION SE
12	FREERIDE	26	EXPEDITION LE
13	BACKCOUNTRY X-RS	27	EXPEDITION SPORT
14	BACKCOUNTRY ADRENALINE	28	TUNDRA LE
15	BACKCOUNTRY SPORT	29	SKANDIC LE
16	MXZ X-RS WITH COMPETITION PACKAGE	30	SKANDIC SPORT
17	MXZ X-RS	32	COMPARATIVE CHART
18	MXZ SPORT		
19	MXZ NEO+		

ROTAX® ENGINES

ROTAX 2-STROKE ENGINES

Heart-thumping power, lightweight design, proven reliability – E-TEC® direct-injection engine technology delivers the most sought-after attributes in the snowmobile industry.

Our lineup of 2-stroke engines now includes the brand-new 600 EFI (Electronic Fuel Injection) engine. Reliable, affordable and easy to use, it's an entry-level engine that far exceeds what you thought an entry-level engine had to be.

With the E-TEC engine lineup, you also get:

- Industry-leading fuel economy²
- Excellent oil economy
- Virtually no smoke or smell
- Light, linear throttle pull
- Automatic summerization process

850 E-TEC TURBO R

- 180 hp up to 2400 meters¹
- World's most powerful factory-built 2-stroke turbo
- Water injection system for optimal intake air temperatures (trail models only)

850 E-TEC

- 165 horsepower¹
- Down to 12.3 L/100 km²

600R E-TEC

- 125 horsepower¹
- Down to 11.3 L/100 km²

600 EFI

- 85 horsepower¹
- Down to 13.3 L/100 km²

E-TEC engines are the best-selling 2-stroke engines in snowmobiling.⁴

ROTAX ACE™ 4-STROKE ENGINES

With the Advanced Combustion Efficiency (ACE) family of engines, BRP engineers optimized the combustion system, reduced mechanical friction, and freed intake and exhaust breathing. The result is the most efficient engine in snowmobiling. Not only are they efficient, they're a pleasure to operate and own. Very little maintenance is required; they run smoothly and produce a nice, solid – yet quiet – sound.

900 ACE TURBO R

- Rotax-designed turbocharger
- 180 horsepower¹
- Cable-activated throttle with reconfigured iTC

900 ACE TURBO WITH iTC

- Rotax-designed turbocharger
- 130 horsepower¹
- Down to 12.1 L/100 km³

900 ACE WITH iTC

- 3 cylinders
- 95 horsepower¹
- Down to 10.8 L/100 km³

600 ACE WITH iTC

- 2 cylinders
- 62 horsepower¹
- Down to 8 L/100 km – the most fuel-efficient in the entire industry³

ACE engines are the best-selling 4-stroke engines in snowmobiling.⁴



INTELLIGENT THROTTLE CONTROL

Standard on the ACE engines, the iTC™ system delivers a whole different snowmobiling experience.

• **Driving Modes:** A button on the console enables you to select one of three driving modes. Standard mode ensures a smooth start and linear acceleration; Sport enables full performance and quicker acceleration; ECO® limits top speed and acceleration rates for a more relaxed, fuel-conserving ride.

• **Finger Throttle:** The throttle block can be rotated forward for use as a finger throttle, if preferred. Great for changing hand positions on a long ride and for more control through bumps.

¹ Observed metric horsepower based on internal dyno test performed in optimal conditions.

² Data based on internal engineering trail testing.

³ Data based on internal engineering trail testing in ECO mode.

⁴ Based on retail sale results as of December 31, 2019.



Experience the advantage of XPS. Oil and care products engineered to extend the life of your ride, tested in the world's harshest conditions, and designed to optimize your vehicle's performance. Learn more at XPSlubricants.com.

COLORS

// MAIN COLORS



TERRA GREEN



MONUMENT GREY



SCANDI BLUE



TIMELESS BLACK

// ACCENT COLORS




MAGMA RED



MONUMENT GREY



SCANDI BLUE




FLARE YELLOW




MINERAL BLUE



CATALYST GREY



NEO YELLOW



BLACK



WHITE



LIQUID TITANIUM



NEO YELLOW



ORANGE CRUSH

SUMMIT® X® WITH EXPERT PACKAGE

The ultimate precise and predictable deep-snow sled with features sharpened for most technical terrains.

// WHAT'S NEW

- REV® Gen5 Lightweight platform
- 813 mm (32 in.) ski stance
- Twin link steering
- Super-short tunnel and radiator
- Improved Pilot™ DS 4 skis

// SPRING OPTIONS

- Monument Grey color (850 E-TEC)
- Terra Green (850 E-TEC Turbo R)
- 165" track length

// PACKAGE HIGHLIGHTS

- Premium LED headlights
- RAS™ 3 front suspension with 813 mm (32 in.) ski stance
- tMotion™ XT® rear suspension with rigid rear arm
- PowderMax® X-Light 3 in. track with full-width rods
- E-TEC® SHOT™ starter standard
- Ultra compact and lightweight deep snow seat
- 10.25 in. touchscreen display with BRP Connect and built-in GPS



ROTAX® ENGINE

	850 E-TEC® TURBO R	850 E-TEC®
Engine details	Liquid-cooled, two-stroke, turbocharged, 3-D R.A.V.E.™	Liquid-cooled, two-stroke, eRAVE™
Cylinders – Displacement	2 – 849 cc	
Bore – Stroke	82 x 80.4 mm	
Fuel System	E-TEC® direct injection with additional booster injectors	
Fuel type – Octane	Premium unleaded – 95	
Fuel tank (L)	36	
Oil tank capacity (L)	3.4	

POWERTRAIN

Drive clutch	pDrive™ with clickers
Driven clutch	QRS Vent Plus
Drive sprocket pitch	89 mm

DRY WEIGHT

Dry weight	207 kg (154 in.)	199 kg (154 in.)
	209 kg (165 in.)	201 kg (165 in.)

DIMENSIONS

Vehicle overall length	3,188 mm (154 in.)
	3,299 mm (165 in.)
Vehicle overall width	971 mm
Vehicle overall height	1,306 mm
Ski stance	813 mm
Available tracks (in.)	PowderMax® X-Light:
(Length x width x profile)	154 x 16 x 3.0
	165 x 16 x 3.0 (spring only)

COLOR

Monument Grey (spring only on 850 E-TEC®)	
Timeless Black	
Terra Green (spring only on 850 E-TEC® Turbo R)	

SUSPENSION

Front suspension	RAS 3
Front shock	KYB PRO 36 EA-3
Front suspension travel	207 mm
Rear suspension	tMotion XT with rigid rear arm
Center shock	KYB 36 Plus
Rear shock	KYB PRO 36 EA-3
Rear suspension travel	264 mm

FEATURES

Platform	REV® Gen5
Headlights	Premium LED
Skis	Pilot DS 4
Seating	Deep snow ultra compact
Handlebar	Tapered with J-hooks / Grab handle / Flexible handguards
Riser block height	120 mm
Starter	E-TEC SHOT Starter
Reverse	RER™
Brake system	Brembo with adjustable lever
Heated throttle lever/grips	Standard
Gauge type	10.25 in. touchscreen display (std on 850 Turbo R)
	4.5 in. digital display
Windshield	No
Runner (in.) – Carbide (in.)	3/8 square – 4
Bumpers (front/rear)	Standard / Standard

SUMMIT® X®

Effortless throughout the day, the Summit® X® is the lightest, most agile and nimble of its family with an unmatched degree of playfulness.

// WHAT'S NEW

- REV® Gen5 Lightweight platform
- Forged aluminum A-arms
- tMotion™ X® with coil-over rear suspension
- Rear shock: KYB 36 Plus lightweight with spring coil-over
- 3 in. PowderMax¹ Ultra-light track with FlexEdge™
- Super-short tunnel and radiator
- 10.25 in. touchscreen display with BRP Connect and built-in GPS

// SPRING OPTIONS

- Monument Grey color (850 E-TEC)
- Terra Green color (850 E-TEC Turbo R)

// PACKAGE HIGHLIGHTS

- Premium LED headlights
- Ultra compact and lightweight deep snow seat
- E-TEC® SHOT™ starter standard
- RAS™ 3 front suspension with 864 mm [34 in.] ski stance
- Adjustable brake lever



ROTAX® ENGINE

	850 E-TEC® TURBO R	850 E-TEC®
Engine details	Liquid-cooled, two-stroke, turbocharged, eRAVE™	Liquid-cooled, two-stroke, eRAVE™
Cylinders – Displacement	2 – 849 cc	
Bore – Stroke	82 x 80.4 mm	
Fuel System	E-TEC® direct injection with additional booster injectors	
Fuel type – Octane	Premium unleaded – 95	
Fuel tank (L)	36	
Oil tank capacity (L)	3.4	

POWERTRAIN

Drive clutch	pDrive™ with clickers
Driven clutch	QRS Vent Plus
Drive sprocket pitch	89 mm

DRY WEIGHT

Dry weight	204 kg	194 kg
------------	--------	--------

DIMENSIONS

Vehicle overall length	3,188 mm [154 in.]
Vehicle overall width	1,024 mm [adjustable]
Vehicle overall height	1,306 mm
Ski stance	864 mm [adjustable]
Available tracks (in.) (Length x width x profile)	PowderMax¹ Ultra-Light with FlexEdge™: 154 x 16 x 3.0

COLOR

Monument Grey (spring only on 850 E-TEC®)	
Timeless Black	
Terra Green (spring only on 850 E-TEC® Turbo R)	

SUSPENSION

Front suspension	RAS 3
Front shock	KYB 36 Plus LW
Front suspension travel	207 mm
Rear suspension	tMotion X with coil-over
Center shock	KYB 36 Plus
Rear shock	KYB 36 Plus
Rear suspension travel	270 mm

FEATURES

Platform	REV® Gen5
Headlights	Premium LED
Skis	Pilot DS 3
Seating	Deep snow ultra compact
Handlebar	Tapered with J-hooks / Grab handle
Riser block height	120 mm
Starter	E-TEC SHOT Starter
Reverse	RER™
Brake system	Brembo with adjustable lever
Heated throttle lever/grips	Standard
Gauge type	10.25 in. touchscreen display (std on 850 Turbo R) 4.5 in. digital display
Windshield	No
Runner (in.) – Carbide (in.)	3/8 square – 4
Bumpers (front/rear)	Standard / Standard

SUMMIT® ADRENALINE®

An excellent deep-snow machine for any rider.

// PACKAGE HIGHLIGHTS

- tMotion™ X® rear suspension
- LED headlights
- Pilot™ DS 3 skis
- RAS™ 3 front suspension with 930 mm [36 in.] ski stance



ROTAX® ENGINE	850 E-TEC®	600R E-TEC®
Engine details	Liquid-cooled, two-stroke, eRAVE™	Liquid-cooled, two-stroke, eRAVE™
Cylinders – Displacement	2 - 849 cc	2 - 599.4 cc
Bore – Stroke	82 x 80.4 mm	72.3 x 73 mm
Fuel System	E-TEC® direct injection with additional booster injectors	E-TEC® direct injection
Fuel type – Octane	Premium unleaded – 95	
Fuel tank (L)	36	
Oil tank capacity (L)	3.4	

POWERTRAIN		
Drive clutch	pDrive™ with clickers	pDrive™ with clickers
Driven clutch	QRS Vent Plus	QRS Vent
Drive sprocket pitch	73 mm [146 in.]	89 mm [154 in.]

DRY WEIGHT		
Dry weight	205 kg [146 in.]	200 kg [146 in.]
	203 kg [154 in.]	198 kg [154 in.]

DIMENSIONS		
Vehicle overall length	3,208 mm [146 in.]	3,318 mm [154 in.]
Vehicle overall width	1,073 mm (adjustable)	
Vehicle overall height	1,395 mm	
Ski stance	930 mm (adjustable)	
Available tracks (in.)	PowderMax ¹ with FlexEdge™:	
(Length x width x profile)	146 x 16 x 2.5	
	PowderMax ¹ Light with FlexEdge™:	
	154 x 16 x 2.5	

COLOR	
Catalyst Grey	

SUSPENSION	
Front suspension	RAS 3
Front shock	KYB 36
Front suspension travel	215 mm
Rear suspension	tMotion X
Center shock	KYB 36
Rear shock	KYB 36
Rear suspension travel	264 mm

FEATURES	
Platform	REV® Gen5
Headlights	LED
Skis	Pilot DS 3
Seating	Deep snow
Handlebar	Tapered with J-hooks / Grab handle
Riser block height	120 mm
Starter	Electric Starter
Reverse	RER™
Brake system	Brembo
Heated throttle lever/grips	Standard
Gauge type	4.5 in. digital display
Windshield	No
Runner (in.) – Carbide (in.)	3/8 square – 4
Bumpers (front/rear)	Standard / Standard

SUMMIT® NEO

An awesome deep snow sled with compact ergonomics that gives riders of any age a less intimidating experience with a full-size fun factor.

// WHAT'S NEW

- REV® Gen5 platform
- LED headlights

// PACKAGE HIGHLIGHTS

- Rotax® 600 EFI – 55 engine
- Motion Control front shocks
- 146 x 14 x 1.6 Cobra with Flex Edge track (Neo)

Neo+ Package:

- Rotax® 600 EFI – 85 engine
- KYB 36 front shocks
- 146 x 15 x 1.75 Hurricane with FlexEdge™ track (Neo+)



ROTAX® ENGINE	600 EFI – 85	600 EFI – 55
Engine details	Liquid-cooled, two-stroke	
Cylinders – Displacement	2 – 599.4 cc	
Bore – Stroke	72.3 x 73 mm	
Fuel System	EFI	
Fuel type – Octane	Premium unleaded – 95	
Fuel tank (L)	36	
Oil tank capacity (L)	3.4	

POWERTRAIN	
Drive clutch	pDrive™
Driven clutch	QRS Lite
Drive sprocket pitch	73 mm

DRY WEIGHT	
Dry weight	195 kg (Neo+) 193 kg (Neo)

DIMENSIONS	
Vehicle overall length	3,174 mm
Vehicle overall width	1,024 mm (adjustable)
Vehicle overall height	1,095 mm
Ski stance	864 mm (adjustable)
Available tracks (in.)	Hurricane with FlexEdge™: Cobra with FlexEdge™:
(Length x width x profile)	146 x 15 x 1.75 146 x 14 x 1.6

COLOR	
Neo Yellow (Neo)	

SUSPENSION	
Front suspension	RAS 3
Front shock	Motion Control (Neo) KYB 36 (Neo+)
Front suspension travel	196 mm
Rear suspension	Neo
Center shock	Torsion Spring
Rear shock	Motion Control
Rear suspension travel	220 mm

FEATURES	
Platform	REV® Gen5
Headlights	LED
Skis	Pilot DS 2
Seating	Deep snow compact
Handlebar	Narrow with J-hooks / Low grab handle (Neo+) / Flexible handguards (Neo+)
Riser block height	120 mm
Starter	Electric Starter
Reverse	RER™
Brake system	Brembo
Heated throttle lever/grips	Standard
Gauge type	4.5 in. digital display
Windshield	Ultra-low deflector
Runner (in.) – Carbide (in.)	3/8 square – Optional
Bumpers (front/rear)	Standard / Standard

FREERIDE™

Extreme capacity deep snow sled built to live large, live free and go big. The Freeride™ is stable and predictable at higher speed in variable snow conditions, including bigger bumps.

// WHAT'S NEW

- REV® Gen5 Lightweight platform
- Improved Pilot™ DS 4 skis
- Super-short tunnel and radiator (for 154 in.)

// PACKAGE HIGHLIGHTS

- Premium LED headlights
- tMotion™ XT® rear suspension with rigid rear arm
- Reinforced rails
- E-TEC® SHOT™ starter standard
- Compact deep snow seat
- 10.25 in. touchscreen display with BRP Connect and built-in GPS
- RAS™ 3 front suspension with 930 mm [36 in.] ski stance



ROTAX® ENGINE	850 E-TEC® TURBO R	850 E-TEC®
Engine details	Liquid-cooled, two-stroke, turbocharged, eRAVE™	Liquid-cooled, two-stroke, eRAVE™
Cylinders – Displacement	2 – 849 cc	
Bore – Stroke	82 x 80.4 mm	
Fuel System	E-TEC® direct injection with additional booster injectors	
Fuel type – Octane	Premium unleaded – 95	
Fuel tank (L)	36	
Oil tank capacity (L)	3.4	

POWERTRAIN

Drive clutch	pDrive™ with clickers QRS Vent Plus
Driven clutch	
Drive sprocket pitch	73 mm [146 in.] 89 mm [154 in.]

DRY WEIGHT

Dry weight	211 kg [146 in.] 209 kg [154 in.]	203 kg [146 in.] 201 kg [154 in.]
------------	--------------------------------------	--------------------------------------

DIMENSIONS

Vehicle overall length	3,058 mm [146 in.] 3,188 mm [154 in.]
Vehicle overall width	1,073 mm [adjustable]
Vehicle overall height	1,395 mm
Ski stance	930 mm [adjustable]
Available tracks (in.) (Length x width x profile)	PowderMax®: 146 x 15 x 2.5 PowderMax® X-Light: 154 X 15 X 3.0

COLOR

Scandi Blue 

SUSPENSION

Front suspension	RAS 3
Front shock	KYB PRO 40 EA-3
Front suspension travel	215 mm
Rear suspension	tMotion XT with rigid rear arm
Center shock	KYB PRO 40 EA-3
Rear shock	KYB PRO 40 EA-3
Rear suspension travel	264 mm

FEATURES

Platform	REV® Gen5
Headlights	Premium LED
Skis	Pilot DS 4
Seating	Deep snow compact
Handlebar	Tapered with J-hooks / Grab handle
Riser block height	120 mm
Starter	E-TEC SHOT Starter
Reverse	RER™
Brake system	Brembo with adjustable lever
Heated throttle lever/grips	Standard
Gauge type	10.25 in. touchscreen display (std on 850 Turbo R) 4.5 in. digital display
Windshield	No
Runner (in.) – Carbide (in.)	3/8 square – 4
Bumpers (front/rear)	Standard / Standard

BACKCOUNTRY™ X-RS®

The most aggressive crossover vehicle with snocross attitude and go-anywhere capability.

// WHAT'S NEW

- 2 options of ski stance: 39 in. for a true 50/50 on- and off-trail experience and 43 in. for a trail-oriented ride
- 4 choices of tracks: 2 choices of PowderMax[†] tracks for 39 in., 2 choices of Storm and Ice Storm tracks for 43 in. ski stance
- Scandi Blue Premium color

// SPRING OPTIONS

- Scandi Blue color (850 E-TEC)

// PACKAGE HIGHLIGHTS

- High-performance KYB Pro shock package
- Pilot™ DS 2 skis (39 in. ski stance) and Pilot™ RX skis (43 in. ski stance)
- E-TEC® SHOT™ starter (standard on 850 E-TEC Turbo R only)
- cMotion™ X rear suspension with rail reinforcement
- Premium LED headlights
- Ice scratchers
- 10.25 in. touchscreen display with BRP Connect and built-in GPS



ROTAX® ENGINE

Engine details

850 E-TEC® TURBO R

Liquid-cooled, two-stroke, turbocharged, Water Injection System, eRAVE™

850 E-TEC®

Liquid-cooled, two-stroke, eRAVE™

Cylinders – Displacement	2 – 849 cc
Bore – Stroke	82 x 80.4 mm
Fuel System	E-TEC® direct injection with additional booster injectors
Fuel type – Octane	Premium unleaded – 95
Fuel tank (L)	36
Oil tank capacity (L)	3.4

POWERTRAIN

Drive clutch	pDrive™ with clickers
Driven clutch	QRS Vent Plus
Drive sprocket pitch	73 mm

DRY WEIGHT

Dry weight	227 kg (146 in.)	216 kg (146 in.)
		219 kg (154 in.)

DIMENSIONS

Vehicle overall length	3,174 mm (146 in.) 3,284 mm (154 in.)
Vehicle overall width	1,160 mm (adjustable, 39 in.) 1,211 mm (adjustable, 43 in.)
Vehicle overall height	1,283 mm
Ski stance	1,000 mm (adjustable) 1,090 mm (adjustable)
Available tracks (in.) (Length x width x profile)	39 in. ski stance: PowderMax [†] : 146 x 16 x 2.0 154 x 16 x 2.5 43 in. ski stance: Storm 150: 146 x 15 x 1.5 Ice Storm 150: 146 x 15 x 1.5

COLOR

Scandi Blue (spring only on 850 E-TEC®)

Black

SUSPENSION

Front suspension	RAS™ X (39 in.) RAS™ RX (43 in.)
Front shock	KYB PRO 36 EA-3
Front suspension travel	220 mm (39 in.) 279 mm (43 in.)
Rear suspension	cMotion X
Center shock	KYB PRO 40 EA-3
Rear shock	KYB PRO 40 EA-3
Rear suspension travel	264 mm

FEATURES

Platform	REV® Gen5
Headlights	Premium LED
Skis	Pilot DS 2 (39 in.) Pilot RX (43 in.)
Seating	Trail narrow
Handlebar	Standard with J-hooks / Transparent handguards
Riser block height	120 mm
Starter	850 E-TEC Turbo R: SHOT 850 E-TEC: Electric Starter
Reverse	RER™
Brake system	Brembo with adjustable lever
Heated throttle lever/grips	Standard
Gauge type	10.25 in. touchscreen display
Windshield	Ultra-low
Runner (in.) – Carbide (in.)	3/8 square – 4
Bumpers (front/rear)	Standard / Standard

BACKCOUNTRY™ ADRENALINE®

Loaded with crossover-specific features for spending equal time riding on- or off-trail.

// PACKAGE HIGHLIGHTS

- High-quality KYB 36 shock package
- Pilot™ DS 2 skis
- Electric starter
- cMotion™ X rear suspension
- LED headlights
- Ice scratchers



ROTAX® ENGINE

600R E-TEC®

Engine details	Liquid-cooled, two-stroke, eRAVE™
Cylinders – Displacement	2 – 599.4 cc
Bore – Stroke	72.3 x 73 mm
Fuel System	E-TEC® direct injection
Fuel type – Octane	Premium unleaded – 95
Fuel tank (L)	36
Oil tank capacity (L)	3.4

POWERTRAIN

Drive clutch	pDrive™ with clickers
Driven clutch	QRS Vent Plus
Drive sprocket pitch	73 mm


DRY WEIGHT

Dry weight	212 kg
------------	--------

DIMENSIONS

Vehicle overall length	3,174 mm
Vehicle overall width	1,160 mm (adjustable)
Vehicle overall height	1,283 mm
Ski stance	1,000 mm (adjustable)
Available tracks (in.)	PowderMax™:
(Length x width x profile)	146 x 16 x 2.0

COLOR

Black 

SUSPENSION

Front suspension	RAS™ X
Front shock	KYB 36
Front suspension travel	220 mm
Rear suspension	cMotion X
Center shock	KYB 36
Rear shock	KYB 36
Rear suspension travel	264 mm

FEATURES

Platform	REV® Gen5
Headlights	LED
Skis	Pilot DS 2
Seating	Trail narrow
Handlebar	Standard with J-hooks / Transparent handguards
Riser block height	120 mm
Starter	Electric Starter
Reverse	RER™
Air Radiator	No
Brake system	Brembo
Heated throttle lever/grips	Standard
Gauge type	4.5 in. digital display
Windshield	Low
Runner (in.) – Carbide (in.)	3/8 square – 4
Bumpers (front/rear)	Standard / Standard

BACKCOUNTRY™ SPORT

For the value-oriented 50-50 rider wanting an advanced platform and modern engine technology.

// WHAT'S NEW

- REV® Gen5 narrow platform
- REV® Gen5 low opaque windshield
- LED headlights
- cMotion™ X rear suspension

// PACKAGE HIGHLIGHTS

- Pilot™ DS 2 skis
- 4.5 in. digital display
- Electric starter
- Glove box with 4 L of storage



ROTAX® ENGINE

600 EFI – 85

Engine details	Liquid-cooled, two-stroke
Cylinders – Displacement	2 – 599.4 cc
Bore – Stroke	72.3 x 73 mm
Fuel System	EFI
Fuel type – Octane	Premium unleaded – 95
Fuel tank (L)	36
Oil tank capacity (L)	3.4

POWERTRAIN

Drive clutch	pDrive™
Driven clutch	QRS
Drive sprocket pitch	73 mm

DRY WEIGHT

Dry weight	203 kg
------------	--------

DIMENSIONS

Vehicle overall length	3,174 mm
Vehicle overall width	1,160 mm (adjustable)
Vehicle overall height	1,283 mm
Ski stance	1,000 mm (adjustable)
Available tracks (in.)	PowderMax ¹ :
(Length x width x profile)	146 x 16 x 2.0

COLOR

Neo Yellow 

SUSPENSION

Front suspension	RAS™ X
Front shock	Motion Control
Front suspension travel	220 mm
Rear suspension	cMotion X
Center shock	Motion Control
Rear shock	KYB 36
Rear suspension travel	239 mm

FEATURES

Platform	REV® Gen5
Headlights	LED
Skis	Pilot DS 2
Seating	Trail narrow compact
Handlebar	U-shaped handlebar with integrated J-hooks
Riser block height	120 mm
Starter	Electric Starter
Reverse	RER™
Air Radiator	No
Brake system	Brembo
Heated throttle lever/grips	Standard
Gauge type	4.5 in. digital display
Windshield	Low
Runner (in.) – Carbide (in.)	3/8 square – 4
Bumpers (front/rear)	Standard / Standard

MXZ® X-RS® WITH COMPETITION PACKAGE

Yes it's an ultra-fast laker, but before anything else it's the ultimate ditch banger. Powerful, lightweight and highly capable with race-ready features.

// WHAT'S NEW


- Mineral Blue Premium color

// PACKAGE HIGHLIGHTS

- Pilot™ RX skis
- KYB Pro 40 Kashima coated shocks with Integral Base Valve (600R E-TEC® only)
- Launch Mode and E-TEC® SHOT™ starter (850 E-TEC® Turbo R only)
- KYB Pro 40 Kashima coated front shocks
- 10.25 in. touchscreen display with BRP Connect and built-in GPS
- rMotion™ X Competition rear suspension
- RS running boards



ROTAX® ENGINE	850 E-TEC® TURBO R	600R E-TEC®
Engine details	Liquid-cooled, two-stroke, turbocharged, Water Injection System, eRAVE™	Liquid-cooled, two-stroke, eRAVE™
Cylinders – Displacement	2 – 849 cc	2 – 599.4 cc
Bore – Stroke	82 x 80.4 mm	72.3 x 73 mm
Fuel System	E-TEC® direct injection with additional booster injectors	E-TEC® direct injection
Fuel type – Octane	Premium unleaded – 95	
Fuel tank (L)	36	
Oil tank capacity (L)	3.4	
POWERTRAIN		
Drive clutch	pDrive™ with clickers	pDrive™ with clickers
Driven clutch	QRS Vent Plus	QRS
Drive sprocket pitch	73 mm	
DRY WEIGHT		
Dry weight	237 kg	220 kg
DIMENSIONS		
Vehicle overall length	3,038 mm	
Vehicle overall width	1,211 mm (adjustable)	
Vehicle overall height	1,267 mm	
Ski stance	1,090 mm (adjustable)	
Available tracks (in.)	RipSaw® II 2-ply:	Cobra:
(Length x width x profile)	137 x 15 x 1.25	137 x 15 x 1.6

COLOR	
Mineral Blue	
SUSPENSION	
Front suspension	RAS RX
Front shock	KYB PRO 40 Integral R Kashima (600R E-TEC) KYB PRO 40 EA-3 Kashima (850 E-TEC Turbo R)
Front suspension travel	279 mm
Rear suspension	rMotion X Competition
Center shock	KYB PRO 40 Integral Kashima coated (600R E-TEC) KYB PRO 40 EA-3 (850 E-TEC Turbo R)
Rear shock	KYB PRO 40 EA-3 (850 E-TEC Turbo R) KYB PRO 40 Integral Kashima (600R E-TEC)
Rear suspension travel	292 mm
FEATURES	
Platform	REV® Gen5
Headlights	Premium LED
Skis	Pilot RX
Seating	Trail narrow
Handlebar	Standard with J-hooks / Transparent handguards
Riser block height	90 mm
Starter	850 E-TEC Turbo R: SHOT 600R E-TEC: Manual Starter
Reverse	RER™
Brake system	Brembo 4-piston with adjustable lever
Heated throttle lever/grips	Standard
Gauge type	10.25 in. touchscreen display (850 Turbo R) 7.2 in. digital display (600R)
Windshield	Ultra-low
Runner (in.) – Carbide (in.)	3/8 square – 4
Bumpers (front/rear)	Standard / Standard

MXZ® X-RS®

An uncompromising race-inspired sled capable of taking on the roughest trails with ease.

// WHAT'S NEW

- Mineral Blue Premium color

// PACKAGE HIGHLIGHTS

- Pilot™ RX skis
- High-performance KYB Pro shock package
- rMotion™ X rear suspension with rail reinforcements
- RS running boards
- Premium LED headlights
- 10.25 in. touchscreen display with BRP Connect and built-in GPS
- 129 and 137 in. track lengths available

// SPRING OPTIONS

- Smart-shox suspension (850 E-TEC)



ROTAX® ENGINE	850 E-TEC®	600R E-TEC®
Engine details	Liquid-cooled, two-stroke, eRAVE™	
Cylinders – Displacement	2 – 849 cc	2 – 599.4 cc
Bore – Stroke	82 x 80.4 mm	72.3 x 73 mm
Fuel System	E-TEC® direct injection with additional booster injectors	E-TEC® direct injection
Fuel type – Octane	Premium unleaded – 95	
Fuel tank (L)	36	
Oil tank capacity (L)	3.4	

POWERTRAIN

Drive clutch	pDrive™ with clickers	pDrive™ with clickers
Driven clutch	QRS Vent	QRS
Drive sprocket pitch	73 mm	


DRY WEIGHT

Dry weight	229 kg (137 in.)	221 kg (129 in.)
------------	------------------	------------------

DIMENSIONS

Vehicle overall length	2,925 mm (129 in.) 3,038 mm (137 in.)	3,038 mm (137 in.)
Vehicle overall width	1,211 mm (adjustable)	
Vehicle overall height	1,267 mm	
Ski stance	1,090 mm (adjustable)	
Available tracks (in.) (Length x width x profile)	Ice Ripper XT: 137 x 15 x 1.5	Ice Ripper XT: 129 x 15 x 1.5

COLOR

Mineral Blue 

SUSPENSION

Front suspension	RAS RX
Front shock	KYB PRO 40 EA-3 KYB PRO Smart-Shox (opt.)
Front suspension travel	279 mm (KYB PRO 40) 264 mm (KYB PRO Smart-Shox)
Rear suspension	rMotion X
Center shock	KYB PRO 40 EA-3
Rear shock	KYB PRO 40 EA-3 KYB PRO Smart-Shox (opt.)
Rear suspension travel	292 mm

FEATURES

Platform	REV® Gen5
Headlights	Premium LED
Skis	Pilot RX
Seating	Trail narrow
Handlebar	Standard with J-hooks / Transparent handguards
Riser block height	90 mm
Starter	Electric Starter
Reverse	RER™
Air Radiator	No
Brake system	Brembo 4-piston with adjustable lever
Heated throttle lever/grips	Standard
Gauge type	10.25 in. touchscreen display [850] 7.2 in. digital display [600R]
Windshield	Ultra-low
Runner (in.) – Carbide (in.)	3/8 square – 4
Bumpers (front/rear)	Standard / Standard

MXZ[®] SPORT

Dynamic trail performance and value-oriented features.

// WHAT'S NEW

- REV[®] Gen5 narrow platform
- REV[®] Gen5 low opaque windshield
- LED headlights

// PACKAGE HIGHLIGHTS

- 4.5 in. digital display
- RAS[™] X front suspension
- SC[™]-5M rear suspension
- Electric starter standard



ROTAX[®] ENGINE

600 EFI – 85

Engine details	Liquid-cooled, two-stroke
Cylinders – Displacement	2 – 599.4 cc
Bore – Stroke	72.3 x 73 mm
Fuel System	EFI
Fuel type – Octane	Premium unleaded – 95
Fuel tank (L)	36
Oil tank capacity (L)	3.4

POWERTRAIN

Drive clutch	pDrive [™]
Driven clutch	QRS
Drive sprocket pitch	73 mm

DRY WEIGHT

Dry weight	199 kg
------------	--------

DIMENSIONS

Vehicle overall length	2,925 mm
Vehicle overall width	1,211 mm (adjustable)
Vehicle overall height	1,267 mm
Ski stance	1,090 mm (adjustable)
Available tracks (in.)	RipSaw [®] :
(Length x width x profile)	129 x 15 x 1.25

COLOR

Neo Yellow 

SUSPENSION

Front suspension	RAS X
Front shock	Motion Control
Front suspension travel	235 mm
Rear suspension	SC-5M
Center shock	Motion Control
Rear shock	KYB 36
Rear suspension travel	245 mm

FEATURES

Platform	REV [®] Gen5
Headlights	LED
Skis	Pilot 5.7
Seating	Trail narrow compact
Handlebar	U-shaped handlebar with integrated J-hooks
Riser block height	90 mm
Starter	Electric Starter
Reverse	RER [™]
Air Radiator	No
Brake system	Brembo
Heated throttle lever/grips	Standard
Gauge type	4.5 in. digital display
Windshield	Low
Runner (in.) – Carbide (in.)	3/8 square – 4
Bumpers (front/rear)	Standard / Standard

MXZ[®] NEO+

An awesome trail sled with compact ergonomics that gives riders of any age a less intimidating experience with a full-size fun factor.

// WHAT'S NEW

- REV[®] Gen5 platform
- LED headlights

// PACKAGE HIGHLIGHTS

- Compact ergonomics
- Pilot[™] 5.7 skis
- RER[™] electronic reverse
- Rotax[®] 600 EFI – 55 engine
- KYB 36 front shocks
- 120 x 15 x 1.25 RipSaw[®] track




ROTAX [®] ENGINE	
	600 EFI – 55
Engine details	Liquid-cooled, two-stroke
Cylinders – Displacement	2 – 599.4 cc
Bore – Stroke	72.3 x 73 mm
Fuel System	EFI
Fuel type – Octane	Premium unleaded – 95
Fuel tank (L)	36
Oil tank capacity (L)	3.4

POWERTRAIN	
Drive clutch	pDrive [™]
Driven clutch	QRS Lite
Drive sprocket pitch	73 mm

DRY WEIGHT	
Dry weight	193 kg

DIMENSIONS	
Vehicle overall length	2,880 mm
Vehicle overall width	1,157 mm – 1,202 mm
Vehicle overall height	1,060 mm
Ski stance	1,000 mm (adjustable)
Available tracks (in.)	RipSaw [®] :
(Length x width x profile)	120 x 15 x 1.25

COLOR	
Neo Yellow	

SUSPENSION	
Front suspension	RAS X
Front shock	KYB 36
Front suspension travel	175 mm
Rear suspension	Neo
Center shock	Torsion Spring
Rear shock	Motion Control
Rear suspension travel	212 mm

FEATURES	
Platform	REV [®] Gen5
Headlights	LED
Skis	Pilot 5.7
Seating	Trail narrow ultra-compact
Handlebar	Narrow with J-hooks / Transparent handguards
Riser block height	120 mm
Starter	Electric Starter
Reverse	RER [™]
Air Radiator	No
Brake system	Brembo
Heated throttle lever/grips	Standard
Gauge type	4.5 in. digital display
Windshield	Ultra-low deflector
Runner (in.) – Carbide (in.)	3/8 square – Optional
Bumpers (front/rear)	Standard / Standard

RENEGADE® X-RS®

A hard-charging, high-performance machine with the most advanced features and technology.

// WHAT'S NEW

- RAS™ RX front suspension

// PACKAGE HIGHLIGHTS

- Heated trail seat
- High-performance KYB Pro shock package
- Smart-Shox semi-active suspension available
- rMotion™ X rear suspension
- RS running boards
- Premium LED headlights
- 10.25 in. touchscreen display with BRP Connect and built-in GPS

// SPRING OPTIONS

- Mineral Blue color
- Smart-shox suspension



ROTAX® ENGINE

	900 ACE™ TURBO R
Engine details	Liquid-cooled, four-stroke DOHC, dry sump, turbocharged with intercooler
Cylinders – Displacement	3 – 899 cc
Bore – Stroke	73 x 69.7 mm
Fuel System	EFI
Fuel type – Octane	Premium unleaded – 95
Fuel tank (L)	36
Oil tank capacity (L)	3.3

POWERTRAIN

Drive clutch	pDrive™ with clickers
Driven clutch	QRS Vent
Drive sprocket pitch	73 mm


DRY WEIGHT

Dry weight	246 kg
------------	--------

DIMENSIONS

Vehicle overall length	3,038 mm
Vehicle overall width	1,211 mm (adjustable)
Vehicle overall height	1,267 mm
Ski stance	1,090 mm (adjustable)
Available tracks (in.)	Ice Ripper XT:
(Length x width x profile)	137 x 15 x 1.5

COLOR

Mineral Blue (spring only)	
Black	

SUSPENSION

Front suspension	RAS RX
Front shock	KYB PRO 36 EA-3 KYB PRO Smart-Shox (opt.)
Front suspension travel	243 mm (KYB PRO 36 EA-3) 235 mm (KYB PRO Smart-Shox)
Rear suspension	rMotion X
Center shock	KYB PRO 40 EA-3
Rear shock	KYB PRO 40 EA-3 KYB PRO Smart-Shox (opt.)
Rear suspension travel	292 mm

FEATURES

Platform	REV® Gen5
Headlights	Premium LED
Skis	Pilot RX
Seating	Trail wide
Handlebar	Standard with J-hooks / Transparent handguards
Riser block height	Adjustable – 120 mm
Starter	Electric Starter
Reverse	Electro-mechanical
Air Radiator	Fan only
Brake system	Brembo 4-piston with adjustable lever
Heated throttle lever/grips	Standard
Gauge type	10.25 in. touchscreen display
Windshield	Low
Runner (in.) – Carbide (in.)	1/2 round – 4
Bumpers (front/rear)	Standard / Standard

RENEGADE® ADRENALINE®

For the experienced trail rider who wants a longer track with great traction to bridge bumps with dynamic 4-stroke engine.

// PACKAGE HIGHLIGHTS

- High-quality KYB 36 shock package
- rMotion™ X rear suspension
- Electric starter
- Pilot™ RX skis
- LED headlights



ROTAX® ENGINE

900 ACE™

Engine details	Liquid-cooled, four-stroke DOHC, dry sump
Cylinders – Displacement	3 – 899 cc
Bore – Stroke	73 x 69.7 mm
Fuel System	EFI
Fuel type – Octane	Premium unleaded – 95
Fuel tank (L)	36
Oil tank capacity (L)	3.3

POWERTRAIN

Drive clutch	pDrive™
Driven clutch	QRS
Drive sprocket pitch	73 mm


DRY WEIGHT

Dry weight	228 kg
------------	--------

DIMENSIONS

Vehicle overall length	3,038 mm
Vehicle overall width	1,211 mm (adjustable)
Vehicle overall height	1,267 mm
Ski stance	1,090 mm (adjustable)
Available tracks (in.)	RipSaw™:
(Length x width x profile)	137 x 15 x 1.25

COLOR

Black 

SUSPENSION

Front suspension	RAS X
Front shock	KYB 36
Front suspension travel	235 mm
Rear suspension	rMotion X
Center shock	KYB 36
Rear shock	KYB 36
Rear suspension travel	292 mm

FEATURES

Platform	REV® Gen5
Headlights	LED
Skis	Pilot RX
Seating	Trail wide
Handlebar	Standard with J-hooks
Riser block height	120 mm
Starter	Electric Starter
Reverse	Mechanical
Air Radiator	No
Brake system	Brembo
Heated throttle lever/grips	Standard
Gauge type	4.5 in. digital display
Windshield	Medium
Runner (in.) – Carbide (in.)	3/8 square – 4
Bumpers (front/rear)	Standard / Standard

RENEGADE® SPORT

Value-oriented with exceptional trail handling, bump capability and a reliable engine.

// WHAT'S NEW

- REV® Gen5 platform
- REV® Gen5 low opaque windshield
- LED headlights

// PACKAGE HIGHLIGHTS

- KYB 36 rear shock
- RAS™ X front suspension
- SC™-5M rear suspension
- Standard electric start
- Pilot™ DS 2 skis



ROTAX® ENGINE

600 ACE™

Engine details	Liquid-cooled, four-stroke DOHC, dry sump
Cylinders – Displacement	2 – 599,5 cc
Bore – Stroke	73 x 69.7 mm
Fuel System	EFI
Fuel type – Octane	Premium unleaded – 95
Fuel tank (L)	36
Oil tank capacity (L)	2.1

POWERTRAIN

Drive clutch	eDrive™ 2
Driven clutch	QRS
Drive sprocket pitch	73 mm


DRY WEIGHT

Dry weight	212 kg
------------	--------

DIMENSIONS

Vehicle overall length	3,038 mm
Vehicle overall width	1,217 mm
Vehicle overall height	1,267 mm
Ski stance	1,090 mm (adjustable)
Available tracks (in.)	RipSaw™:
(Length x width x profile)	137 x 15 x 1.25

COLOR

Neo Yellow 

SUSPENSION

Front suspension	RAS X
Front shock	Motion Control
Front suspension travel	235 mm
Rear suspension	SC-5M
Center shock	Motion Control
Rear shock	KYB 36
Rear suspension travel	245 mm

FEATURES

Platform	REV® Gen5
Headlights	LED
Skis	Pilot DS 2
Seating	Trail narrow compact
Handlebar	U-shaped handlebar with integrated J-hooks
Riser block height	120 mm
Starter	Electric Starter
Reverse	Mechanical
Air Radiator	No
Brake system	Brembo
Heated throttle lever/grips	Standard
Gauge type	4.5 in. digital display
Windshield	Low
Runner (in.) – Carbide (in.)	3/8 square – 4
Bumpers (front/rear)	Standard / Standard

GRAND TOURING SPORT

Trail comfort and 2-up features with precision handling and savvy style.

// WHAT'S NEW

- REV® Gen5 platform
- REV® Gen5 ultra-high windshield with deflectors
- LED headlights

// PACKAGE HIGHLIGHTS

- 2-up seat with heated passenger handholds and air deflectors
- RAS™ X front suspension
- SC™-5M rear suspension
- Heated driver's visor power outlet
- Pivoting mirrors
- Reversible throttle lever (thumb or finger activated)
- iTC™ Engine mapping modes (Standard, Sport or ECO®)
- SilentDrive™ system



ROTAX® ENGINE

600 ACE™

Engine details	Liquid-cooled, four-stroke DOHC, dry sump
Cylinders – Displacement	2 – 599,5 cc
Bore – Stroke	73 x 69.7 mm
Fuel System	EFI
Fuel type – Octane	Premium unleaded – 95
Fuel tank (L)	36
Oil tank capacity (L)	2.1

POWERTRAIN

Drive clutch	eDrive™ 2
Driven clutch	QRS
Drive sprocket pitch	36 mm


DRY WEIGHT

Dry weight	232 kg
------------	--------

DIMENSIONS

Vehicle overall length	3,127 mm
Vehicle overall width	1,217 mm
Vehicle overall height	1,513 mm
Ski stance	1,090 mm (adjustable)
Available tracks (in.)	Silent Track III:
(Length x width x profile)	137 x 15 x 1.25

COLOR

Neo Yellow 

SUSPENSION

Front suspension	RAS X
Front shock	Motion Control
Front suspension travel	225 mm
Rear suspension	SC-5M
Center shock	Motion Control
Rear shock	KYB 36
Rear suspension travel	245 mm

FEATURES

Platform	REV® Gen5
Headlights	LED
Skis	Pilot DS 2
Seating	Trail wide 2-up
Handlebar	U-shaped handlebar with integrated J-hooks
Riser block height	120 mm
Starter	Electric Starter
Reverse	Mechanical
Air Radiator	Fan
Brake system	Brembo
Heated throttle lever/grips	Standard (driver and passenger)
Gauge type	4.5 in. digital display
Windshield	Ultra-high with mirrors
Runner (in.) – Carbide (in.)	3/8 square – 4
Bumpers (front/rear)	Standard / Standard

EXPEDITION® XTREME™

The high-performance widetrack crossover sled with the capability to go just about anywhere.

// WHAT'S NEW

- REV® Gen5 sport-utility platform
- uMotion™ rear suspension
- KYB Pro 36 EA-3 rear shock
- Premium LED headlights

// PACKAGE HIGHLIGHTS

- KYB 36 Plus front shocks
- RAS™ X crossover front suspension with 930 mm [39 in.] ski stance
- 20 in. wide Multi-LinQ plate with 62.2 kg cargo capacity
- Air radiator with fan
- Deep snow running boards with large openings
- Pilot™ DS 3 skis

// SPRING OPTIONS

- Scandi Blue color



ROTAX® ENGINE

	850 E-TEC®	900 ACE™ TURBO R
Engine details	Liquid-cooled, two-stroke, eRAVE™	Liquid-cooled, four-stroke DOHC, dry sump, turbocharged with intercooler
Cylinders – Displacement	2 – 849 cc	3 – 899 cc
Bore – Stroke	82 x 80.4 mm	73 x 69.7 mm
Fuel System	E-TEC® direct injection with additional booster injectors	EFI
Fuel type – Octane	Premium unleaded - 95	
Fuel tank (L)	42	
Oil tank capacity (L)	3.4	3.3

POWERTRAIN

Drive clutch	pDrive™ with clickers	pDrive™
Driven clutch	QRS Vent Plus	QRS Vent
Drive sprocket pitch	73 mm	

DRY WEIGHT

Dry weight	269 kg	282 kg
------------	--------	--------

DIMENSIONS

Vehicle overall length	3,295 mm
Vehicle overall width	1,170 mm
Vehicle overall height	1,285 mm
Ski stance	1,000 mm (adjustable)
Available tracks (in.)	Cobra WT:
(Length x width x profile)	154 x 20 x 1.8

COLOR

Scandi Blue (spring only)	
Black	

SUSPENSION

Front suspension	RAS X
Front shock	KYB 36 Plus
Front suspension travel	220 mm
Rear suspension	uMotion
Center shock	KYB 36 Plus
Rear shock	KYB PRO 36 EA-3
Rear suspension travel	266 mm

FEATURES

Platform	REV® Gen5
Headlights	Premium LED
Skis	Pilot DS 3
Seating	WideTrack 1-up
Handlebar	U-shaped handlebar with integrated J-hooks / flexible handguards
Riser block height	145 mm
Starter	Electric Starter
Reverse	RER™ (850 E-TEC®) Electro-mechanical (Turbo R)
Air Radiator	Fan
Brake system	Brembo
Heated throttle lever/grips	Standard
Gauge type	4.5 in. digital display
Windshield	Ultra-low deflector
Runner (in.) – Carbide (in.)	3/8 square – 4
Bumpers (front/rear)	Heavy-duty / Standard

EXPEDITION® SE

The utmost crossover sport-utility vehicle with an incredible list of work and luxury features.

// WHAT'S NEW

- REV® Gen5 sport-utility platform
- uMotion™ rear suspension
- LinQ utility Premium cargo box with 135 L of storage
- REV® Gen5 ultra-high windshield with deflectors
- Premium LED headlights
- 10.25 in. touchscreen display with BRP Connect and built-in GPS

// PACKAGE HIGHLIGHTS

- Air Control Suspension (ACS) rear shock
- 20 in. wide Multi-LinQ plate with 62.2 kg cargo capacity
- Air radiator with fan
- Removable passenger seat with heated grips
- Hitch receiver with 680 kg towing capacity when equipped with an HD rear bumper (544 kg std.)
- High-capacity battery
- Easy Shift transmission (H-L-N) with electro-mechanical reverse

// SPRING OPTIONS

- Terra Green color
- 1.5in 38mm Ice Crosscut track



ROTAX® ENGINE

Engine details	900 ACE™ TURBO R
Cylinders – Displacement	Liquid-cooled, four-stroke DOHC, dry sump, turbocharged with intercooler 3 - 899 cc
Bore – Stroke	73 x 69.7 mm
Fuel System	EFI
Fuel type – Octane	Premium unleaded - 95
Fuel tank (L)	42
Oil tank capacity (L)	3.3

POWERTRAIN

Drive clutch	pDrive™
Driven clutch	QRS Vent
Drive sprocket pitch	73 mm

DRY WEIGHT

Dry weight	312 kg
------------	--------

DIMENSIONS

Vehicle overall length	3,278 mm
Vehicle overall width	1,170 mm
Vehicle overall height	1,562 mm
Ski stance	1,000 mm (adjustable)
Available tracks (in.) (Length x width x profile)	Ice Crosscut: 154 x 20 x 1.5 opt. Silent Cobra WT: 154 x 20 x 1.8

COLOR

Terra Green (spring only)	
Black	

SUSPENSION

Front suspension	RAS X
Front shock	KYB 36
Front suspension travel	220 mm
Rear suspension	uMotion
Center shock	KYB 36
Rear shock	ACS (Air Control Suspension)
Rear suspension travel	266 mm

FEATURES

Platform	REV® Gen5
Headlights	Premium LED
Skis	Pilot 7.4
Seating	WideTrack 2-up
Handlebar	U-shaped handlebar with integrated J-hooks / grab handle
Riser block height	Adjustable - 120 mm
Starter	Electric Starter
Reverse	Electro-mechanical
Air Radiator	Fan
Brake system	Brembo
Heated throttle lever/grips	Standard (driver and passenger)
Gauge type	10.25 in. touchscreen display
Windshield	Ultra-high with mirrors
Runner (in.) – Carbide (in.)	3/8 square – 4
Bumpers (front/rear)	Heavy-duty / Hitch receiver

EXPEDITION® LE

A crossover sport-utility vehicle capable of off-trail exploration, on-trail cruises and enjoyable work days.

// WHAT'S NEW

- REV® Gen5 sport-utility platform
- uMotion™ rear suspension
- REV® Gen5 ultra-high windshield with deflectors
- LED headlights

// PACKAGE HIGHLIGHTS

- Available with 20 in. or 24 in. track options
- 20 in. wide Multi-LinQ plate with 62.2 kg cargo capacity
- Air radiator with fan
- Removable passenger seat with heated grips
- Hitch receiver with 680 kg towing capacity when equipped with an HD rear bumper (544 kg std.)
- High-capacity battery
- Easy Shift transmission (H-L-N) with electro-mechanical reverse



ROTAX® ENGINE	900 ACE™ TURBO	900 ACE™
Engine details	Liquid-cooled, four-stroke DOHC, dry sump, turbocharged	Liquid-cooled, four-stroke DOHC, dry sump
Cylinders – Displacement	3 – 899 cc	
Bore – Stroke	73 x 69.7 mm	
Fuel System	EFI	
Fuel type – Octane	Premium unleaded – 95	
Fuel tank (L)	42	
Oil tank capacity (L)	3.3	

POWERTRAIN	pDrive™ QRS Vent	pDrive™ QRS
Drive clutch		
Driven clutch		
Drive sprocket pitch	73 mm	

DRY WEIGHT	304 kg (20 in.) 316 kg (24 in.)	292 kg (20 in.) 304 kg (24 in.)
Dry weight		

DIMENSIONS	3,278 mm 1,170 mm (20 in.) 1,220 mm (24 in.) 1,562 mm 1,000 mm (adjustable) Crosscut: 154 x 20 x 1.5 Silent Cobra SWT: 154 x 24 x 1.5
Vehicle overall length	
Vehicle overall width	
Vehicle overall height	
Ski stance	
Available tracks (in.) (Length x width x profile)	

COLOR	Neo Yellow	Black

SUSPENSION	RAS X KYB 36 220 mm uMotion KYB 36 KYB 36 266 mm
Front suspension	
Front shock	
Front suspension travel	
Rear suspension	
Center shock	
Rear shock	
Rear suspension travel	

FEATURES	REV® Gen5 LED Pilot 7.4 WideTrack 2-up U-shaped handlebar with integrated J-hooks / grab handle 145 mm Electric Starter Electro-mechanical Fan Brembo Standard (driver and passenger) 4.5 in. digital display Ultra-high with mirrors 3/8 square – 4 Heavy-duty / Hitch receiver
Platform	
Headlights	
Skis	
Seating	
Handlebar	
Riser block height	
Starter	
Reverse	
Air Radiator	
Brake system	
Heated throttle lever/grips	
Gauge type	
Windshield	
Runner (in.) – Carbide (in.)	
Bumpers (front/rear)	

EXPEDITION® SPORT

Ultra-responsive chassis for on- or off-trail rides and an extensive array of sport-utility and 2-up features.

// WHAT'S NEW

- REV® Gen5 sport-utility platform
- uMotion™ rear suspension
- REV® Gen5 ultra-high windshield with deflectors
- LED headlights

// PACKAGE HIGHLIGHTS

- KYB 36 rear shock
- RAS™ X crossover front suspension with 930 mm [39 in.] ski stance
- Heavy-duty rear bumper with tongue type hitch
- Air radiator with fan and engine oil cooler
- 2-up seat with removable LinQ passenger backrest and handholds



ROTAX® ENGINE

900 ACE™

Engine details	Liquid-cooled, four-stroke DOHC, dry sump
Cylinders – Displacement	3 – 899 cc
Bore – Stroke	73 x 69.7 mm
Fuel System	EFI
Fuel type – Octane	Premium unleaded – 95
Fuel tank (L)	36
Oil tank capacity (L)	3.3

POWERTRAIN

Drive clutch	pDrive™
Driven clutch	QRS
Drive sprocket pitch	73 mm


DRY WEIGHT

Dry weight	251 kg
------------	--------

DIMENSIONS

Vehicle overall length	3,310 mm
Vehicle overall width	1,155 mm
Vehicle overall height	1,562 mm
Ski stance	1,000 mm (adjustable)
Available tracks (in.)	Charger:
(Length x width x profile)	154 x 16 x 1.5

COLOR

Neo Yellow 

SUSPENSION

Front suspension	RAS X
Front shock	Motion Control
Front suspension travel	210 mm
Rear suspension	uMotion
Center shock	Motion Control
Rear shock	KYB 36
Rear suspension travel	266 mm

FEATURES

Platform	REV® Gen5
Headlights	LED
Skis	Pilot DS 2
Seating	Trail wide 2-up
Handlebar	U-shaped handlebar with integrated J-hooks
Riser block height	145 mm
Starter	Electric Starter
Reverse	Mechanical
Air Radiator	Fan
Brake system	Brembo
Heated throttle lever/grips	Standard (driver only)
Gauge type	4.5 in. digital display
Windshield	Ultra-high
Runner (in.) – Carbide (in.)	3/8 square – 4
Bumpers (front/rear)	Standard / Heavy-duty

TUNDRA™ LE

Great off-trail and deep snow performance with light-utility capability.

// PACKAGE HIGHLIGHTS

- KYB 36 rear shock
- LTS telescopic front suspension
- SC™-5U articulating rear suspension with locking mechanism (no tool required)
- Heavy-duty rear bumper with tongue type hitch
- Air radiator with fan
- Standard electric start



ROTAX® ENGINE	600 EFI – 85	600 ACE™
Engine details	Liquid-cooled, two-stroke	Liquid-cooled, four-stroke DOHC, dry sump
Cylinders – Displacement	2 - 599.4 cc	2 - 599,5 cc
Bore – Stroke	72.3 x 73 mm	73 x 69.7 mm
Fuel System	EFI	
Fuel type – Octane	Premium unleaded - 95	
Fuel tank (L)	36	
Oil tank capacity (L)	3.4	2.1

POWERTRAIN		
Drive clutch	pDrive™	eDrive™ 2
Driven clutch	QRS	QRS
Drive sprocket pitch	73 mm	

DRY WEIGHT		
Dry weight	219 kg	230 kg

DIMENSIONS		
Vehicle overall length	3,259 mm	
Vehicle overall width	994 mm	
Vehicle overall height	1,513 mm	
Ski stance	813 mm	
Available tracks (in.)	Charger:	
(Length x width x profile)	154 x 16 x 1.5	

COLOR
Black 

SUSPENSION	
Front suspension	LTS
Front shock	Motion Control
Front suspension travel	150 mm
Rear suspension	SC-5U
Center shock	Motion Control
Rear shock	KYB 36
Rear suspension travel	239 mm

FEATURES	
Platform	REV® Gen4
Headlights	Halogen
Skis	Pilot DS 2
Seating	Trail narrow compact
Handlebar	Standard with J-hooks / Grab handle
Riser block height	145 mm
Starter	Electric Starter
Reverse	RER™ (600 EFI) Mechanical (600 ACE™)
Air Radiator	Fan
Brake system	Brembo
Heated throttle lever/grips	Standard
Gauge type	4.5 in. digital display
Windshield	Medium
Runner (in.) – Carbide (in.)	3/8 square – 4
Bumpers (front/rear)	Standard / Heavy-duty

SKANDIC® LE

The perfect snowmobile for hardworking off-trail performance.

// PACKAGE HIGHLIGHTS

- Multi-LinQ plate with 56.7 kg cargo capacity
- LTS telescopic front suspension
- SC™-5U articulating rear suspension with locking mechanism (no tool required)
- Ultra-large LinQ utility cargo box
- Hitch receiver with 680 kg towing capacity when equipped with an HD rear bumper (544 kg std.)
- Easy Shift transmission (H-L-N) with electro-mechanical reverse
- Available with 20 in. or 24 in. track options



ROTAX® ENGINE

900 ACE™

Engine details	Liquid-cooled, four-stroke DOHC, dry sump
Cylinders – Displacement	3 – 899 cc
Bore – Stroke	73 x 69.7 mm
Fuel System	EFI
Fuel type – Octane	Premium unleaded – 95
Fuel tank (L)	42
Oil tank capacity (L)	3.3

POWERTRAIN

Drive clutch	pDrive™
Driven clutch	QRS
Drive sprocket pitch	73 mm


DRY WEIGHT

Dry weight	293 kg (20 in.) 302 kg (24 in.)
------------	------------------------------------

DIMENSIONS

Vehicle overall length	3,222 mm
Vehicle overall width	1,089 mm
Vehicle overall height	1,513 mm
Ski stance	889 mm
Available tracks (in.) (Length x width x profile)	Silent Cobra WT: 154 x 20 x 1.5 Silent Cobra SWT: 154 x 24 x 1.5

COLOR

Black 

SUSPENSION

Front suspension	LTS
Front shock	Motion Control
Front suspension travel	150 mm
Rear suspension	SC-5U
Center shock	Motion Control
Rear shock	KYB 36
Rear suspension travel	239 mm

FEATURES

Platform	REV® Gen4
Headlights	Halogen
Skis	Pilot 7.4
Seating	WideTrack 2-up
Handlebar	Standard with J-hooks / Grab handle
Riser block height	145 mm
Starter	Electric Starter
Reverse	Electro-mechanical
Air Radiator	Fan
Brake system	Brembo
Heated throttle lever/grips	Standard (driver only)
Gauge type	4.5 in. digital display
Windshield	Ultra-high with mirrors
Runner (in.) – Carbide (in.)	3/8 square – 4
Bumpers (front/rear)	Heavy-duty / Hitch receiver

SKANDIC® SPORT

The best 20-inch utility value in snowmobiling.

// PACKAGE HIGHLIGHTS

- LTS telescopic front suspension
- SC™-5U articulating rear suspension with locking mechanism (no tool required)
- WideTrack 1-up seat with rear storage compartment
- Standard electric start
- RER™ electronic reverse



ROTAX® ENGINE

600 EFI – 85

Engine details	Liquid-cooled, two-stroke
Cylinders – Displacement	2 – 599.4 cc
Bore – Stroke	72.3 x 73 mm
Fuel System	EFI
Fuel type – Octane	Premium unleaded – 95
Fuel tank (L)	42
Oil tank capacity (L)	3.4

POWERTRAIN

Drive clutch	pDrive™
Driven clutch	QRS
Drive sprocket pitch	73 mm

DRY WEIGHT

Dry weight	254 kg
------------	--------

DIMENSIONS

Vehicle overall length	3,259 mm
Vehicle overall width	1,089 mm
Vehicle overall height	1,369 mm
Ski stance	889 mm
Available tracks (in.)	Utility WT
(Length x width x profile)	154 x 20 x 1.25

COLOR

Neo Yellow 

SUSPENSION





Front suspension	LTS
Front shock	Motion Control
Front suspension travel	150 mm
Rear suspension	SC-5U
Center shock	Motion Control
Rear shock	KYB 36
Rear suspension travel	239 mm








FEATURES


Platform	REV® Gen4
Headlights	Halogen
Skis	Pilot 7.4
Seating	WideTrack 1-up
Handlebar	Standard with J-hooks
Riser block height	145 mm
Starter	Electric Starter
Reverse	RER™
Brake system	Brembo
Heated throttle lever/grips	Standard
Gauge type	4.5 in. digital display
Windshield	Medium
Runner (in.) – Carbide (in.)	3/8 square – 4
Bumpers (front/rear)	Standard / Standard



COMPARATIVE CHART

2026 SPECIFICATIONS		DEEP SNOW					
		SUMMIT				FREERIDE	
		 X WITH EXPERT PACKAGE	 X	 ADRENALINE	 NEO & NEO +	 FREERIDE	
COLOR		Monument Grey (spring only on 850 E-TEC®) Timeless Black Terra Green (spring only on 850 E-TEC® Turbo R)	Monument Grey (spring only on 850 E-TEC®) Timeless Black Terra Green (spring only on 850 E-TEC® Turbo R)	Catalyst Grey	Neo Yellow (Neo)	Scandi Blue	
FEATURES	Platform	REV® Gen5	REV® Gen5	REV® Gen5	REV® Gen5	REV® Gen5	
	Headlights	Premium LED	Premium LED	LED	LED	Premium LED	
	Skis	Pilot DS 4	Pilot DS 3	Pilot DS 3	Pilot DS 2	Pilot DS 4	
	Seating	Deep snow ultra compact	Deep snow ultra compact	Deep snow	Deep snow compact	Deep snow compact	
	Handlebar	Tapered with J-hooks / Grab handle / Flexible handguards	Tapered with J-hooks / Grab handle	Tapered with J-hooks / Grab handle	Narrow with J-hooks / Low grab handle (Neo+) / Flexible handguards (Neo+)	Tapered with J-hooks / Grab handle	
	Starter	E-TEC SHOT Starter	E-TEC SHOT Starter	Electric Starter	Electric Starter	E-TEC SHOT Starter	
	Reverse	RER™	RER™	RER™	RER™	RER™	
	Windshield height (in.)	No	No	No	Ultra-low deflector	No	
GAUGE	Type	10.25 in. touchscreen display [std on 850 Turbo R] 4.5 in. digital display	10.25 in. touchscreen display [std on 850 Turbo R] 4.5 in. digital display	4.5 in. digital display	4.5 in. digital display	10.25 in. touchscreen display [std on 850 Turbo R] 4.5 in. digital display	
SUSPENSION	Front suspension	207 mm	207 mm	215 mm	196 mm	215 mm	
	Front shock	KYB PRO 36 EA-3	KYB 36 Plus LW	KYB 36	Motion Control (Neo) KYB 36 (Neo+)	KYB PRO 40 EA-3	
	Rear suspension	tMotion XT with rigid rear arm	tMotion X with coil-over rear shock	tMotion X	Neo	tMotion XT with rigid rear arm	
	Center shock	KYB 36 Plus	KYB 36 Plus	KYB 36	Torsion Spring	KYB PRO 40 EA-3	
	Rear shock	KYB PRO 36 EA-3	KYB 36 Plus	KYB 36	Motion Control	KYB PRO 40 EA-3	
ROTAX ENGINE	Engine	850 E-TEC® Turbo R 850 E-TEC®	850 E-TEC® Turbo R 850 E-TEC®	850 E-TEC® 600R E-TEC®	600 EFI – 85 600 EFI – 55	850 E-TEC® Turbo R 850 E-TEC®	
	Fuel tank (L)	36	36	36	36	36	
TRACK	Length x Width x Profile (in.)	PowderMax¹ X-Light: 154 x 16 x 3.0 165 x 16 x 3.0 (spring only)	PowderMax¹ Ultra-Light with FlexEdge™: 154 x 16 x 3.0	PowderMax¹ with FlexEdge™: 146 x 16 x 2.5 PowderMax¹ Light with FlexEdge™: 154 x 16 x 2.5	Hurricane with FlexEdge™ (Neo+): 146 x 15 x 1.75 Cobra with FlexEdge™ (Neo): 146 x 14 x 1.6	PowderMax¹: 146 x 15 x 2.5 PowderMax¹ X-Light: 154 X 15 X 3.0	
OVERALL DIMENSIONS (mm./in.)	Ski stance	813 mm	864 mm (adjustable)	930 mm (adjustable)	864 mm (adjustable)	930 mm (adjustable)	
	Length	3,188 mm [154 in.] 3,299 mm [165 in.]	3,188 mm [154 in.]	3,208 mm [146 in.] 3,318 mm [154 in.]	3,174 mm	3,058 mm [146 in.] 3,188 mm [154 in.]	
	Width	971 mm	1,024 mm (adjustable)	1,073 mm (adjustable)	1,024 mm (adjustable)	1,073 mm (adjustable)	
	Height	1,306 mm	1,306 mm	1,395 mm	1,095 mm	1,395 mm	
ESTIMATED DRY WEIGHT	By engine	850 E-TEC Turbo R: 207 kg [154 in.] 209 kg [165 in.] 850 E-TEC: 199 kg [154 in.] 201 kg [165 in.]	850 E-TEC Turbo R: 204 kg 850 E-TEC: 194 kg	850 E-TEC Turbo R: 205 kg [146 in.] 203 kg [154 in.] 850 E-TEC: 200 kg [146 in.] 198 kg [154 in.]	600 EFI – 85: 195 kg (Neo+) 600 EFI – 55: 193 kg (Neo)	850 E-TEC Turbo R: 211 kg [146 in.] 209 kg [154 in.] 850 E-TEC: 203 kg [146 in.] 201 kg [154 in.]	

	CROSSOVER						
	BACKCOUNTRY			EXPEDITION			
							
	X-RS	ADRENALINE	SPORT	XTREME	SE	LE	SPORT
	Scandi Blue (spring only on 850 E-TEC®) Black	Black	Neo Yellow	Scandi Blue (spring only) Black	Terra Green (spring only) Black	Neo Yellow Black	Neo Yellow
	REV® Gen5	REV® Gen5	REV® Gen5	REV® Gen5	REV® Gen5	REV® Gen5	REV® Gen5
	Premium LED	LED	LED	Premium LED	Premium LED	LED	LED
	Pilot DS 2 (39 in.) Pilot RX (43 in.)	Pilot DS 2	Pilot DS 2	Pilot DS 3	Pilot 7.4	Pilot 7.4	Pilot DS 2
	Trail narrow	Trail narrow	Trail narrow compact	WideTrack 1-up	WideTrack 2-up	WideTrack 2-up	Trail wide 2-up
	Standard with J-hooks / Transparent handguards	Standard with J-hooks / Transparent handguards	U-shaped handlebar with integrated J-hooks	U-shaped handlebar with integrated J-hooks / flexible handguards	U-shaped handlebar with integrated J-hooks / grab handle	U-shaped handlebar with integrated J-hooks / grab handle	U-shaped handlebar with integrated J-hooks
	850 E-TEC Turbo R: SHOT 850 E-TEC: Electric Starter	Electric Starter	Electric Starter	Electric Starter	Electric Starter	Electric Starter	Electric Starter
	RER™	RER™	RER™	RER™ (850 E-TEC®) Electro-mechanical (Turbo R)	Electro-mechanical	Electro-mechanical	Mechanical
	Ultra-low	Low	Low	Ultra-low deflector	Ultra-high with mirrors	Ultra-high with mirrors	Ultra-high
	10.25 in. touchscreen display	4.5 in. digital display	4.5 in. digital display	4.5 in. digital display	10.25 in. touchscreen display	4.5 in. digital display	4.5 in. digital display
	RAS™ X (39 in.) RAS™ RX (43 in.)	RAS™ X	RAS™ X	RAS X	RAS X	RAS X	RAS X
	KYB PRO 36 EA-3	KYB 36	Motion Control	KYB 36 Plus	KYB 36	KYB 36	Motion Control
	cMotion X	cMotion X	cMotion X	uMotion	uMotion	uMotion	uMotion
	KYB PRO 40 EA-3	KYB 36	Motion Control	KYB 36 Plus	KYB 36	KYB 36	Motion Control
	KYB PRO 40 EA-3	KYB 36	KYB 36	KYB PRO 36 EA-3	ACS (Air Control Suspension)	KYB 36	KYB 36
	850 E-TEC® Turbo R 850 E-TEC®	600R E-TEC®	600 EFI – 85	850 E-TEC® 900 ACE™ Turbo R	900 ACE™ Turbo R	900 ACE™ Turbo 900 ACE™	900 ACE™
	36	36	36	42	42	42	36
	39 in. ski stance: PowderMax¹: 146 x 16 x 2.0 154 x 16 x 2.5 43 in. ski stance: Storm 150: 146 x 15 x 1.5 Ice Storm 150: 146 x 15 x 1.5	PowderMax¹: 146 x 16 x 2.0	PowderMax¹: 146 x 16 x 2.0	Cobra WT: 154 x 20 x 1.8	Ice Crosscut: 154 x 20 x 1.5 opt. Silent Cobra WT: 154 x 20 x 1.8	Crosscut: 154 x 20 x 1.5 Silent Cobra SWT: 154 x 24 x 1.5	Charger: 154 x 16 x 1.5
	1,000 mm (adjustable) 1,090 mm (adjustable)	1,000 mm (adjustable)	1,000 mm (adjustable)	1,000 mm (adjustable)	1,000 mm (adjustable)	1,000 mm (adjustable)	1,000 mm (adjustable)
	3,174 mm [146 in.] 3,284 mm [154 in.]	3,174 mm	3,174 mm	3,295 mm	3,278 mm	3,278 mm	3,310 mm
	1,160 mm (adjustable, 39 in.) 1,211 mm (adjustable, 43 in.)	1,160 mm (adjustable)	1,160 mm (adjustable)	1,170 mm	1,170 mm	1,170 mm [20 in.] 1,220 mm [24 in.]	1,155 mm
	1,283 mm	1,283 mm	1,283 mm	1,285 mm	1,562 mm	1,562 mm	1,562 mm
	8500 E-TEC Turbo R: 227 kg [146 in.] 850 E-TEC: 216 kg [146 in.] 219 kg [154 in.]	212 kg	203 kg	850 E-TEC Turbo R: 269 kg 900 ACE Turbo R: 282 kg	312 kg	900 ACE Turbo: 304 kg [20 in.] 316 kg [24 in.] 900 ACE: 292 kg [20 in.] 304 kg [24 in.]	251 kg

2026 SPECIFICATIONS		TRAIL					
		MXZ				GRAND TOURING	
							
		X-RS WITH COMPETITION PACKAGE	X-RS	SPORT	NEO & NEO +	SPORT	
COLOR		Mineral Blue	Mineral Blue	Neo Yellow	Neo Yellow	Neo Yellow	
FEATURES	Platform	REV® Gen5	REV® Gen5	REV® Gen5	REV® Gen5	REV® Gen5	
	Headlights	Premium LED	Premium LED	LED	LED	LED	
	Skis	Pilot RX	Pilot RX	Pilot 5.7	Pilot 5.7	Pilot DS 2	
	Seating	Trail narrow	Trail narrow	Trail narrow compact	Trail narrow ultra-compact	Trail wide 2-up	
	Handlebar	Standard with J-hooks / Transparent handguards	Standard with J-hooks / Transparent handguards	U-shaped handlebar with integrated J-hooks	Narrow with J-hooks / Transparent handguards	U-shaped handlebar with integrated J-hooks	
	Starter	850 E-TEC Turbo R: SHOT 600R E-TEC: Manual Starter	Electric Starter	Electric Starter	Electric Starter	Electric Starter	
	Reverse	RER™	RER™	RER™	RER™	Mechanical	
	Windshield height (in.)	Ultra-low	Ultra-low	Low	Ultra-low deflector	Ultra-high with mirrors	
GAUGE	Type	10.25 in. touchscreen display (850 Turbo R) 7.2 in. digital display (600R)	10.25 in. touchscreen display (850) 7.2 in. digital display (600R)	4.5 in. digital display	4.5 in. digital display	4.5 in. digital display	
SUSPENSION	Front suspension	RAS RX	RAS RX	RAS X	RAS X	RAS X	
	Front shock	KYB PRO 40 Integral R Kashima (600R E-TEC) KYB PRO 40 EA-3 Kashima (850 E-TEC Turbo R)	KYB PRO 40 EA-3 KYB PRO Smart-Shox (opt.)	Motion Control	KYB 36	Motion Control	
	Rear suspension	rMotion X Competition	rMotion X	SC-5M	Neo	SC-5M	
	Center shock	KYB PRO 40 Integral Kashima coated (600R E-TEC) KYB PRO 40 EA-3 (850 E-TEC Turbo R)	KYB PRO 40 EA-3	Motion Control	Torsion Spring	Motion Control	
	Rear shock	KYB PRO 40 EA-3 (850 E-TEC Turbo R) KYB PRO 40 Integral Kashima (600R E-TEC)	KYB PRO 40 EA-3 KYB PRO Smart-Shox (opt.)	KYB 36	Motion Control	KYB 36	
ROTAX ENGINE	Engine	850 E-TEC® Turbo R 600R E-TEC®	850 E-TEC® 600R E-TEC®	600 EFI – 85	600 EFI – 55	600 ACE™	
	Fuel tank (L)	36	36	36	36	36	
TRACK	Length x Width x Profile (in.)	RipSaw ¹ II 2-ply: 137 x 15 x 1.25 (850 E-TEC Turbo R) Cobra: 137 x 15 x 1.6 (600R E-TEC)	Ice Ripper XT: 129 x 15 x 1.5 (600R E-TEC) 137 x 15 x 1.5 (850 E-TEC)	RipSaw ¹ : 129 x 15 x 1.25	RipSaw ¹ : 120 x 15 x 1.25	Silent Track III: 137 x 15 x 1.25	
OVERALL DIMENSIONS (mm/in.)	Ski stance	1,090 mm (adjustable)	1,090 mm (adjustable)	1,090 mm (adjustable)	1,000 mm (adjustable)	1,090 mm (adjustable)	
	Length	3,038 mm	2,925 mm (129 in.) 3,038 mm (137 in.)	2,925 mm	2,880 mm	3,127 mm	
	Width	1,211 mm (adjustable)	1,211 mm (adjustable)	1,211 mm (adjustable)	1,157 mm - 1,202 mm	1,217 mm	
	Height	1,267 mm	1,267 mm	1,267 mm	1,060 mm	1,513 mm	
ESTIMATED DRY WEIGHT	By engine	237 kg 220 kg	229 kg (137 in. 850) 221 kg (129 in. 600R)	199 kg	193 kg	232 kg	

	TRAIL			UTILITY		
	RENEGADE			TUNDRA	SKANDIC	
						
	X-RS	ADRENALINE	SPORT	LE	SE	SPORT
	Mineral Blue (spring only) Black	Black	Neo Yellow	Black	Black	Neo Yellow
	REV® Gen5	REV® Gen5	REV® Gen5	REV® Gen4	REV® Gen4	REV® Gen4
	Premium LED	LED	LED	Halogen	Halogen	Halogen
	Pilot RX	Pilot RX	Pilot DS 2	Pilot DS 2	Pilot 7.4	Pilot 7.4
	Trail wide	Trail wide	Trail narrow compact	Trail narrow compact	WideTrack 2-up	WideTrack 1-up
	Standard with J-hooks / Transparent handguards	Standard with J-hooks	U-shaped handlebar with integrated J-hooks	Standard with J-hooks / Grab handle	Standard with J-hooks / Grab handle	Standard with J-hooks
	Electric Starter	Electric Starter	Electric Starter	Electric Starter	Electric Starter	Electric Starter
	Electro-mechanical	Mechanical	Mechanical	RER™ (600 EFI) Mechanical (600 ACE™)	Electro-mechanical	RER™
	Low	Medium	Low	Medium	Ultra-high with mirrors	Medium
	10.25 in. touchscreen display	4.5 in. digital display	4.5 in. digital display	4.5 in. digital display	4.5 in. digital display	4.5 in. digital display
	RAS RX	RAS X	RAS X	LTS	LTS	LTS
	KYB PRO 36 EA-3 KYB PRO Smart-Shox (opt.)	KYB 36	Motion Control	Motion Control	Motion Control	Motion Control
	rMotion X	rMotion X	SC-5M	SC-5U	SC-5U	SC-5U
	KYB PRO 40 EA-3	KYB 36	Motion Control	Motion Control	Motion Control	Motion Control
	KYB PRO 40 EA-3 KYB PRO Smart-Shox (opt.)	KYB 36	KYB 36	KYB 36	KYB 36	KYB 36
	900 ACE™ Turbo R	900 ACE™	600 ACE™	600 EFI – 85 600 ACE™	900 ACE™	600 EFI – 85
	36	36	36	36	42	42
	Ice Ripper XT: 137 x 15 x 1.5	RipSaw ¹ : 137 x 15 x 1.25	RipSaw ¹ : 137 x 15 x 1.25	Charger: 154 x 16 x 1.5	Silent Cobra WT: 154 x 20 x 1.5 Silent Cobra SWT: 154 x 24 x 1.5	Utility WT 154 x 20 x 1.25
	1,090 mm (adjustable)	1,090 mm (adjustable)	1,090 mm (adjustable)	813 mm	889 mm	889 mm
	3,038 mm	3,038 mm	3,038 mm	3,259 mm	3,222 mm	3,259 mm
	1,211 mm (adjustable)	1,211 mm (adjustable)	1,217 mm	994 mm	1,089 mm	1,089 mm
	1,267 mm	1,267 mm	1,267 mm	1,513 mm	1,513 mm	1,369 mm
	246 kg	228 kg	212 kg	600 EFI – 85: 219 kg 600 ACE™: 230 kg	293 kg (20 in.) 302 kg (24 in.)	254 kg



ACCESSORIES

// ACCESSORIES

38	<i>PLATFORM/ACCESSORY FIT GUIDE</i>	84	<i>ELECTRICAL</i>
40	<i>LinQ ACCESSORIES</i>	88	<i>ADJUSTABLE RISERS & EXTENSION KITS</i>
48	<i>FUEL & OIL CADDIES</i>	91	<i>BUMPERS, HITCHES & WINCHES</i>
49	<i>STORAGE</i>	98	<i>SLEIGH, RACKS & HOLDERS</i>
61	<i>SEATS & BACKRESTS</i>	102	<i>PROTECTION & REINFORCEMENT</i>
67	<i>TOE-HOLDS, FOOTRESTS & KNEE PADS</i>	106	<i>SUSPENSION & SHOCK KITS</i>
69	<i>HANDGUARDS & HANDLEBARS</i>	108	<i>PREFILTERS & VENT KITS</i>
72	<i>WINDSHIELDS & WIND PROTECTION</i>	110	<i>COOLING & LUBRICATION</i>
80	<i>YOUTH</i>	112	<i>COVERS & TRAILERING</i>
81	<i>MIRRORS</i>	115	<i>GARAGE & TRUCK SLED DECKS</i>
83	<i>LED LIGHTS</i>		

SKI-DOO ACCESSORIES LIMITED WARRANTY*

// 2 YEAR ON BRP ACCESSORIES

*Purchased at an authorized BRP dealership/distributor or on a BRP-authorized online store. Other exclusions may apply, see complete limited warranty or contact your Ski-Doo authorized dealer. Unless otherwise stipulated or required by law, this limited warranty does not apply to factory-installed accessories.


GET THE RIGHT ACCESSORIES FOR YOUR SLED

You'll see a list of platforms like REV Gen5 and REV Gen4 (Narrow and Wide), REV-XP, REV-XS, REV-XM and REV-XU after the descriptions in this catalog; these indicators tell you which accessories fit your snowmobile.

Use this chart to find the platform you're riding and choose the right items to personalize your ride.



REV GEN5
(NARROW)



REV GEN5
(WIDE)

2026

MODEL	PLATFORM	BODYWORK	ENGINE	SUSPENSION	TRACK		TUNNEL	
					WIDTH	LENGTH	WIDTH	LENGTH
FREERIDE™	REV Gen5	Deep Snow	2-stroke	A-Arm	15"	146" - 165"	16"	146" (Short) 154" (Super short)
SUMMIT®			2-stroke		16"	146" - 165"	16"	146" - 154" (Regular) 146" - 165" (Short) 154" - 165" (Super short)
NEO		Narrow	2-stroke		14" and 15"	120" - 146"	16"	120" - 146" (Regular)
BACKCOUNTRY™			2-stroke		15" and 16"	146" - 154"	16"	146" - 154" (Regular)
MXZ® (Except Youth models)			2-stroke		15"	129" - 137"	16"	129" - 137" (Regular)
EXPEDITION®		Wide	2- & 4-stroke		16", 20" and 24"	154"	16", 20" and 24"	154" (Regular)
GRAND TOURING			4-stroke		15"	137"	16"	137" (Regular)
RENEGADE®			2- & 4-stroke		15"	137"	16"	137" (Regular)
SKANDIC®	REV Gen4	Wide	2- & 4-stroke	LTS	20" - 24"	154"	20" and 24"	154" (Regular)
TUNDRA™			2- & 4-stroke		15" - 16"	146" - 154"	16"	146" - 154" (Regular)









2025

MODEL	PLATFORM	BODYWORK	ENGINE	SUSPENSION	TRACK		TUNNEL	
					WIDTH	LENGTH	WIDTH	LENGTH
FREERIDE™	REV Gen5	Deep Snow	2-stroke	A-Arm	15"	146" - 165"	16"	146" - 165" (Short)
SUMMIT®			2-stroke		16"	146" - 165"	16"	146" - 154" (Regular) 146" - 165" (Short)
BACKCOUNTRY™		Narrow	2-stroke		15" and 16"	146" - 154"	16"	146" - 154" (Regular)
MXZ® (Except Youth models)			2-stroke		15"	129" - 137"	16"	129" - 137" (Regular)
GRAND TOURING		Wide	2- & 4-stroke		15"	137"	16"	137" (Regular)
RENEGADE®			2- & 4-stroke		15"	137"	16"	137" (Regular)
BACKCOUNTRY™ Sport	REV Gen4	Narrow	2-stroke	A-Arm	15" - 16"	146"	16"	146" (Regular)
MXZ® Sport and Neo			2-stroke		14" - 15"	137"	16"	120" - 137" (Regular)
SUMMIT® Neo			2-stroke		14" - 15"	146"	16"	146" (Regular)
EXPEDITION®		Wide	2- & 4-stroke		16", 20" and 24"	154"	16", 20" and 24"	154" (Regular)
GRAND TOURING Sport			4-stroke		15"	137"	16"	137" (Regular)
RENEGADE® Sport			2-stroke		15"	137"	16"	137" (Regular)
SKANDIC®			2- & 4-stroke	LTS	20" - 24"	154"	20" and 24"	154" (Regular)
TUNDRA™			2- & 4-stroke		15" - 16"	146" - 154"	16"	146" - 154" (Regular)



STACKABLE LinQ DECK ACCESSORY COMPATIBILITY CHART

20" AND 24" – REV GEN5 AND REV GEN4 VEHICLE TUNNEL CONFIGURATIONS

			FULL WEIGHT CAPACITY		On LinQ Rear Cargo Rack (860201800)	On Multi LinQ Plate		On Stackable LinQ Deck		FIT BEHIND POSITION 1 ACCESSORY ON THE POSITION 2	
			kg	lb	POSITION 0	POSITION 1	POSITION 2	POSITION 1	POSITION 2	283 MM	350 MM
DOUBLE LinQ		LinQ LOW PROFILE CARGO BOX – 60 L 860202897	61.3	135	NO	YES** (except 283 mm)	YES** (except 283 mm)	YES** (except 283 mm)	YES** (except 283 mm)	NO	NO
		LinQ UTILITY PREMIUM CARGO BOX – 135 L 860202802	61.3	135	NO	YES** (except 350 mm)	YES** (except 350 mm)	EXCEEDS MAX CAPACITY	EXCEEDS MAX CAPACITY	NO	NO
		LinQ UTILITY CARGO BOX – 135 L 860202085	61.3	135	NO	YES** (except 350 mm)	YES** (except 350 mm)	EXCEEDS MAX CAPACITY	EXCEEDS MAX CAPACITY	NO	NO
EDGE MOUNT		LinQ AXE HOLDER 860201854	0.4 + AXE WEIGHT	0.9 + AXE WEIGHT	SIDE ACCESSORY	BOTH SIDES	BOTH SIDES	BOTH SIDES	BOTH SIDES		
		CHAIN SAW HOLDER 860201827	4.4 + CHAINSAW WEIGHT	9.7 + CHAINSAW WEIGHT	REAR ACCESSORY	REAR**	REAR**	REAR**	REAR**		
		LinQ ICE AUGER HOLDER 860201828	4.4 + AUGER WEIGHT	9.7 + AUGER WEIGHT	SIDE ACCESSORY	RIGHT SIDE	RIGHT SIDE	RIGHT SIDE	RIGHT SIDE		
		LinQ GUN BOOT HOLDER 860201829	2.5 + GUNBOOT/ GUN WEIGHT	5.5 + GUNBOOT/ GUN WEIGHT	SIDE ACCESSORY	BOTH SIDES	BOTH SIDES	BOTH SIDES	BOTH SIDES		
		MULTI-MOUNT HD 2500 WINCH 860202331	13.1	29	SIDE ACCESSORY	LEFT SIDE	LEFT SIDE	LEFT SIDE	LEFT SIDE		



**Not compatible with Stackable LinQ Deck.

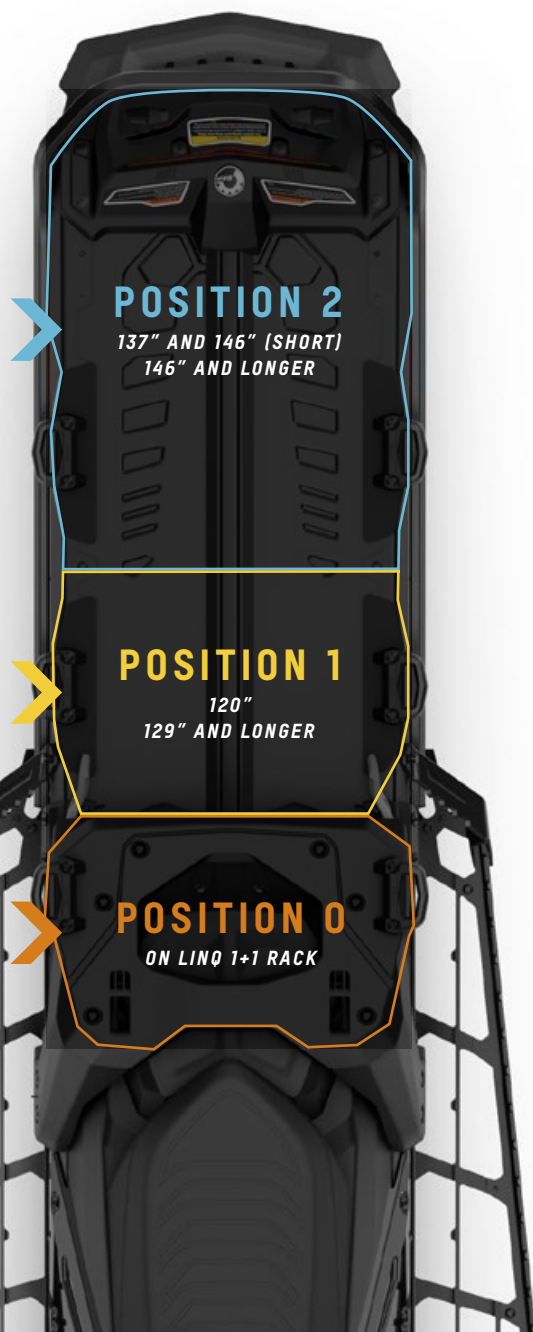
LinQ SYSTEM ACCESSORIES

// FAST, EASY AND SECURE

A BRP EXCLUSIVE, LinQ IS A TOOLLESS SYSTEM FOR NEAR-INSTANT INSTALLATION OF ACCESSORIES.

- LinQ accessories to transform your machine to fit the moment.
- No tools needed: quickly install and remove accessories by hand.
- Stylish, fully integrated solution to your cargo needs.
- Sturdy mounting system that holds up in every terrain.

16" TUNNEL POSITIONS



LinQ is the industry standard in fast, secure and easy accessory attachment. Here's how you can use multiple LinQ items together to create the perfect ride.

SIMPLE LinQ		LinQ OIL CADDY – 3.78 L 860202445
		LinQ FUEL CADDY – 3.78 L 860201774*
		LinQ FUEL CADDY – 11 L 860202247
		LinQ STACKABLE FUEL CADDY – 14.5 L 860202246
		LinQ FUEL CADDY – 20 L 715007822
		LinQ TRAIL EXPANDABLE BAG – 17 L 860202895
		LinQ SPORT BAG – 17 L 860202447
		LinQ DEEP SNOW PRO LIGHTWEIGHT BAG – 20 L 860202620
		LinQ DEEP SNOW BAG – 20 L 860202787
		LinQ DEEP SNOW PRO BAG – 20 L 860202456
		LinQ SR21 TUNNEL BAG – 21 L 860202449
		LinQ DEEP SNOW EXPANDABLE BAG – 20 L 860202878
		LinQ TRAIL PRO BAG – 30 L 860201986
		LinQ ROLL-TOP BAG – 40 L 715008110
		LinQ URBAN BAG – 40 L 219401026
		LinQ UTILITY BAG – 50 L 860202907

16" – REV GEN5 AND REV GEN4 VEHICLE TUNNEL CONFIGURATIONS

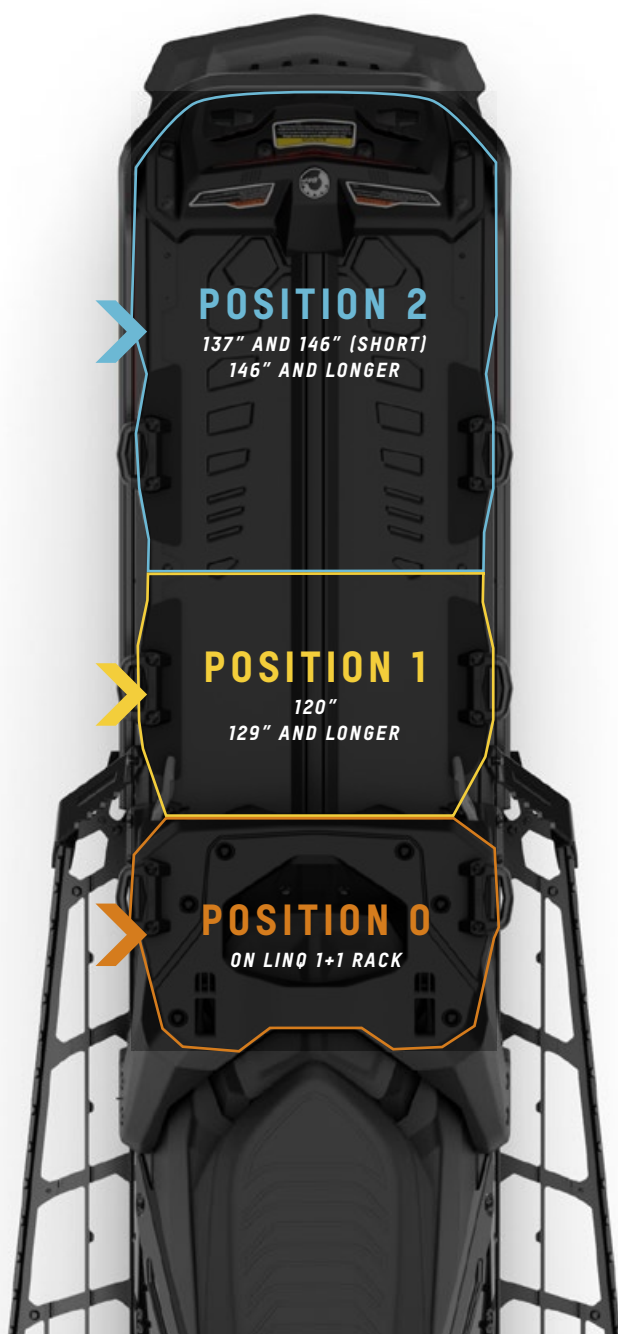
	POSITION 0 ON LINQ 1+1 RACK	POSITION 1 120" 129" AND LONGER		POSITION 2 137" AND 146" (SHORT) 146" AND LONGER		ON TOP OF LINQ STACKABLE FUEL CADDY – 14.5 L	FIT BEHIND POSITION 1 ACCESSORY ON THE POSITION 2
	NO	YES	YES	YES (Except 146S)	YES	YES	860202445 860202456 860201986 860202620 860202451 860202208 860202895 860202878 860202907
	NO	YES	YES	YES (Except 146S)	YES	YES	860202445 860202451 860202208 860202895
	NO	YES	YES	EXCEEDS MAX CAPACITY		NO	860202445 860202451 860202208 860202895
	NO	YES	YES	EXCEEDS MAX CAPACITY		NO	860202445 860202451 860202447 860202208 860202895
	EXCEEDS MAX CAPACITY	EXCEEDS MAX CAPACITY		EXCEEDS MAX CAPACITY		EXCEEDS MAX CAPACITY	EXCEEDS MAX CAPACITY
	YES	YES	YES	YES	YES	YES	860202445 860202456 860201986 860202620 860202451 860202447 860202208 860202895 860202907
	YES	YES	YES	YES (Except 146S)	YES	YES	860202445 860202451 860202447 860202208 860202895 860202907
	YES	NO	YES	NO	YES	YES	860202445 860202451 860202447 860202895
	YES	NO	YES	NO	YES	YES	
	YES	NO	YES	NO	YES	YES	
	YES	YES	YES*	YES (Except 146S)	YES	YES*	860202445
	YES	YES	YES	YES	YES	YES	860202445 860202451 860202447 860202895 860202208
	YES	NO	YES	NO	YES	YES	860202445 860202451 860202447 860202895
	YES	NO	YES	NO	YES	YES*	NO
	YES	NO	YES	NO	YES	YES*	860202445 860202456 860201986 860202620 860202451 715005494 860202447 860202208 860202895 860202878 860202907
	NO	NO	YES	NO	YES	NO	860202447 860202895











*Not compatible with 1+1 Rack and Trail LinQ 1+1 Seat with Backrest.
See more on next pages.



STACKABLE LinQ DECK ACCESSORY COMPATIBILITY CHART

16" TUNNEL POSITIONS



SIMPLE LinQ		LinQ MODULAR CARGO BOX – 10 L 715005494
		LinQ THERMAL BOX – 16 L 219400964
		LinQ TOOL BOX – 19 L 715008111
		LinQ UNIVERSAL RACK 860202208
DOUBLE LinQ		LinQ SLIM WATERPROOF TUNNEL BAG – 26 L 860202451
		LinQ ADVENTURE TUNNEL BAG – 40 L 860202444
		LinQ CARGO BOX – 40 L 860202442
		LinQ CARGO BOX – 62 L 860202446
		LinQ ADVENTURE CARGO BOX – 90 L 860202759
EDGE MOUNT		LinQ SNOWBOARD/SKI RACK 860202741
		LinQ SADDLEBAGS – 23 L 860202621

16" – REV GEN5 AND REV GEN4 VEHICLE TUNNEL CONFIGURATIONS

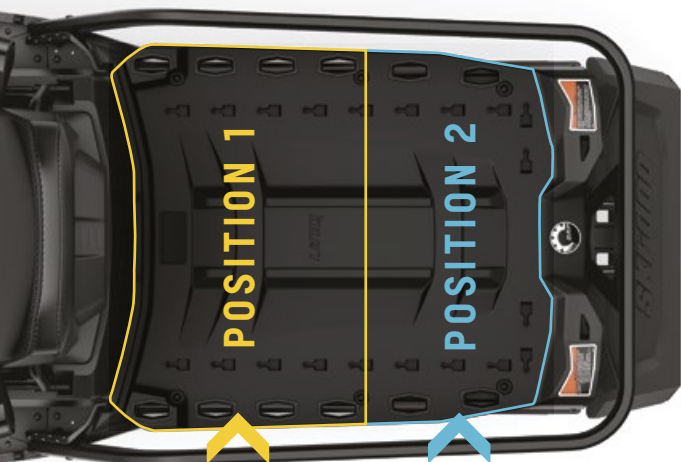
	POSITION 0 ON LINQ 1+1 RACK	POSITION 1 120" 129" AND LONGER		POSITION 2 137" AND 146" (SHORT) 146" AND LONGER		ON TOP OF LINQ STACKABLE FUEL CADDY – 14.5 L	FIT BEHIND POSITION 1 ACCESSORY ON THE POSITION 2
	NO	NO	YES	NO	YES	NO	860202445 860202456 860201986 860202620 860202451 860202447 860202208 860202895 860202878
	NO	NO	YES*	EXCEEDS MAX CAPACITY		NO	860202445 860202451 860202447 860202208 860202895 860202878
	NO	NO	YES*	EXCEEDS MAX CAPACITY		NO	860202445 860202456 860201986 860202620 860202451 860202447 860202208 860202895 860202878
	NO	YES	YES	YES (Except 146S)	YES	NO	860202445 860202456 860201986 860202620 860202451 715008110 715005494 860202449 860202447 219401026 860202208 860202895 860202878 860202907
	NO	YES 137 and up		YES 137 and up		NO	NO
	NO	YES 137 and up (except 146 short tunnel)		YES 137 and up (except 146 short tunnel)		NO	NO
	NO	YES 137 and up		YES 137 and up		NO	NO
	NO	YES 137 and up (except 146 short tunnel)		YES 137 and up (except 146 short tunnel)		NO	NO
	NO	YES 146 and up (except 146 short tunnel)		YES 146 and up (except 146 short tunnel)		NO	NO
	NO	YES 137 and up		YES 137 and up		NO	NO
	NO	YES 137 and up		YES 137 and up		NO	NO















STACKABLE LinQ DECK ACCESSORY COMPATIBILITY CHART

Level up and double your storage with the Stackable LinQ Deck. Carries up to 50 lb (22 kg) of gear by duplicating positions 1 and 2 of the tunnel area 14.75" (375 mm) above it. The composite construction uses steel, aluminum and polypropylene in a robust design for long life. When the secure latch system is released, the deck is held open by a gas strut for easy access to the cargo below it. Depending on seat configuration, accessories can be left on the deck when opening.

20" AND 24" TUNNEL POSITIONS ON MULTI LinQ PLATE



SIMPLE LinQ		LinQ OIL CADDY – 3.78 L 860202445
		LinQ FUEL CADDY – 3.78 L 860201774*
		LinQ FUEL CADDY – 11 L 860202247
		LinQ STACKABLE FUEL CADDY – 14.5 L 860202246
		LinQ FUEL CADDY – 20 L 715007822
		LinQ TRAIL EXPANDABLE BAG – 17 L 860202895
		LinQ SPORT BAG – 17 L 860202447
		LinQ DEEP SNOW PRO LIGHTWEIGHT BAG – 20 L 860202620
		LinQ DEEP SNOW EXPANDABLE BAG – 20 L 860202878
		LinQ DEEP SNOW PRO BAG – 20 L 860202456
		LinQ SR21 TUNNEL BAG – 21 L 860202449
		LinQ TRAIL PRO BAG – 30 L 860201986

20" AND 24" – REV GEN5 AND REV GEN4 VEHICLE TUNNEL CONFIGURATIONS

			On LinQ Rear Cargo Rack (860201800)	On Multi LinQ Plate		On Stackable LinQ Deck		FIT BEHIND POSITION 1 ACCESSORY ON THE POSITION 2	
FULL WEIGHT CAPACITY			POSITION 0	POSITION 1	POSITION 2	POSITION 1	POSITION 2	283 MM	350 MM
kg	lb				283 MM AND 350 MM		283 MM AND 350 MM		
5.3	11.7		NO	YES	YES	YES	YES	860202445 860202456 860201986 860202620 860202451 860202208 860202895 860202878 860202907	All
4.8	10.5		NO	YES	YES	YES	YES	860202445 860202456 860201986 860202620 860202451 860202208 860202895 860202878 860202907	All
10.8	23.8		NO	NO	YES	YES	YES	860202445 860202451 860202208 860202895	All except 860202449
14.9	32.8		NO	YES	YES	YES	YES	860202445 860202451 860202447 860202208 860202895	All except 860202247 and 860202449
18.1	39.9		NO	YES	YES	YES	YES	860202445 860202451 860202447 860202208 860202895	All
4	8.7		YES	YES	YES	YES	YES	860202445 860202456 860201986 860202620 860202451 860202447 860202208 860202895 860202907	All
4	8.7		YES	YES	YES	YES	YES	860202445 860202456 860201986 860202620 860202451 860202447 860202208 860202895 860202907 860202878	All
6.3	14		YES	YES	YES	YES	YES	860202445 860202451 860202447 860202895	All
6.5	14.4		YES	YES	YES	YES	YES	860202445 860202451 860202447 860202895 860202208	All
6.3	14		YES	YES	YES	YES	YES	860202445 860202451 860202447 860202895	All
4.2	9.1		NO	NO	YES	YES	YES	860201774 860202445 860202456 860201986 860202620 860202447 860202208	
6.3	14		YES	YES	YES	YES	YES	860202445 860202451 860202447 860202895	All

*Not compatible with 1+1 Rack or Trail LinQ 1+1 Seat with Backrest.
See more on next pages.



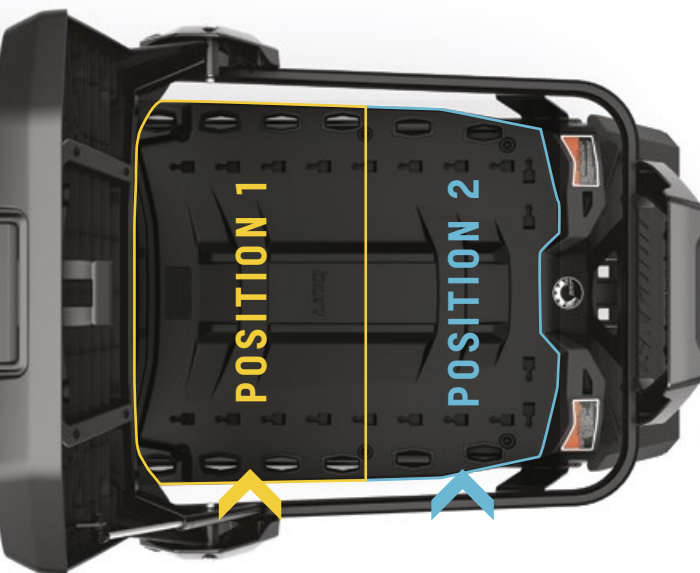
STACKABLE LinQ DECK ACCESSORY COMPATIBILITY CHART

Important:

- Top deck maximum weight capacity: 50 lb (22 kg)
- Top + bottom maximum weight capacity: 100 lb (44 kg) total
- Loading recommendation: Always position the heaviest accessory closer to the front in position 1 under the deck and the lightest accessories on top of the deck.
- We recommend changing the stock rear springs for stiffer springs when installing the Stackable LinQ Deck.

20" AND 24" TUNNEL POSITIONS ON STACKABLE LINQ DECK

● Requires LinQ Cargo Base Kit (860201806)
for installation of an accessory using position 2.



SIMPLE LinQ		LinQ ROLL-TOP BAG – 40 L 715008110
		LinQ URBAN BAG – 40 L 219401026
		LinQ UTILITY BAG – 50 L 860202907
		LinQ MODULAR CARGO BOX – 10 L 715005494
		LinQ THERMAL BOX – 16 L 219400964
		LinQ TOOL BOX – 19 L 715008111
		LinQ UNIVERSAL RACK 860202208
DOUBLE LinQ		LinQ SLIM WATERPROOF TUNNEL BAG – 26 L 860202451
		LinQ ADVENTURE TUNNEL BAG – 40 L 860202444
		LinQ CARGO BOX – 40 L 860202442
		LinQ CARGO BOX – 62 L 860202446
		LinQ ADVENTURE CARGO BOX – 90 L 860202759

20" AND 24" – REV GEN5 AND REV GEN4 VEHICLE TUNNEL CONFIGURATIONS

			On LinQ Rear Cargo Rack (860201800)	On Multi LinQ Plate		On Stackable LinQ Deck		FIT BEHIND POSITION 1 ACCESSORY ON THE POSITION 2	
FULL WEIGHT CAPACITY			POSITION 0	POSITION 1	POSITION 2	POSITION 1	POSITION 2	283 MM	350 MM
kg	lb				283 MM AND 350 MM		283 MM AND 350 MM		
6.1	13.5		NO	YES	YES	YES	YES	NO	860201774 860202445 860202456 860201986 860202447 860202208
6.9	15.3		NO	NO	YES (except 350 mm)	YES	YES	860202445 860202456 860201986 860202620 860202451 715005494 860202447 860202208	ALL
18.9	41.6		NO	NO	NO	YES	YES	860202447 860202895	All except 860202247 and 860202449
12	26.5		NO	YES	YES	YES	YES	860202445 860202456 860201986 860202620 860202451 860202447 860202208 860202895 860202878	ALL
20	44.1		NO	YES	YES (except 350 mm)	YES	YES	860202445 860202451 860202447 860202208	ALL
12.1	26.7		NO	YES	YES	YES	YES	860202445 860202456 860201986 860202620 860202451 860202447 860202208 860202895 860202878	ALL
17.1	37.6		NO	YES	YES	YES	YES	860202445 860202456 860201986 860202620 860202451 715008110 715005494 860202449 860202447 219401026 860202208 860202895 860202878 860202907	ALL
5.2	11.5		NO	YES (except 350 mm)	YES (except 350 mm)	YES (except 350 mm)	YES (except 350 mm)	NO	NO
7.7	17.1		NO	YES (except 350 mm)	YES (except 350 mm)	YES (except 350 mm)	YES (except 350 mm)	NO	NO
17.6	38.8		NO	YES** (except 350 mm)	YES** (except 350 mm)	YES (except 350 mm)	YES (except 350 mm)	NO	NO
19.8	43.7		NO	YES** (except 350 mm)	YES** (except 350 mm)	YES (except 350 mm)	YES (except 350 mm)	NO	NO
23.5	51.8		NO	YES** (except 350 mm)	YES** (except 350 mm)	EXCEEDS MAX CAPACITY	EXCEEDS MAX CAPACITY	NO	NO







**Not compatible with Stackable LinQ Deck.
See more on next pages.








FUEL & OIL CADDIES

LinQ OIL CADDY – 3.78 L	REV Gen5, REV Gen4, XS, XM, XR, XP, XU	860202445	
	<ul style="list-style-type: none"> • 1 US gallon (3.78 liter) capacity. • Can be used in position 1 or 2. • Can be used on top of LinQ Stackable Fuel Caddy. • Doesn't fit Grand Touring REV-XS. 		
LinQ FUEL CADDY – 3.78 L	REV Gen5, REV Gen4, XS, XM, XR, XP, XU	860201774*	
	<ul style="list-style-type: none"> • 1 US gallon (3.78 liter) capacity. • Smaller size for less weight. • Can be used in position 1 or 2 and on top of LinQ Fuel Caddy – 14.5 L. • Easy-pour design for sleds or power tools. • Doesn't fit Grand Touring REV-XS. 		
LinQ FUEL CADDY – 11 L	REV Gen5, REV Gen4, XS, XM, XR, XP, XU	860202247	
	<ul style="list-style-type: none"> • Quick, easy and secure installation with LinQ system. • No-spill spout for easy use. • 3 US gallon (11 liter) capacity. • Meets the new latest Flame Mitigation Device (FMD) standard. • Doesn't fit Grand Touring REV-XS. • Cannot be used with Luggage Rack Reinforcement Plates (860200798). 		
LinQ STACKABLE FUEL CADDY – 14.5 L	REV Gen5, REV Gen4, XU, XS, XM, XR	860202246	
	<ul style="list-style-type: none"> • Quick, easy and secure installation with LinQ system. • No-spill spout for easy use. • 3.7 US gallon (14.5 liter) capacity. • Single LinQ tunnel bag or LinQ oil caddy stacks on top for more storage by adding an extra set of LinQ Cargo Base Kit (860201806). • Meets the new latest Flame Mitigation Device (FMD) standard. • Cannot be used with Luggage Rack Reinforcement Plates (860200798). • Dimensions: 13" L x 19" W x 9" H. 		
LinQ FUEL CADDY – 20 L	Fits all 20" and 24" tunnels	715007822	
	<ul style="list-style-type: none"> • Quick, easy and secure LinQ system installation. • Spill-free spout for easy use. • 5 US gallon (20 liter) capacity. • Meets new Flame Mitigation Device (FMD) standard. • Compatible with the Multi LinQ Plate for 20" and 24" tunnels. • Not compatible with Ski-Doo 16" tunnels. • Not compatible with Luggage Rack Reinforcement Plates (860200798). • Dimensions: 12" L x 19" W x 12" H. 		

STORAGE

TUNNEL STORAGE

NEW LinQ TRAIL EXPANDABLE BAG – 17 L	REV Gen5, REV Gen4, XM, XS, XP, XR (except Grand Touring)	860202895	<ul style="list-style-type: none"> Semi-rigid expandable 8.5 L to 17 L (2.2 to 4.5 US gallon, 519 to 1,037 cu in) LinQ tunnel bag. Compression-style bag allows secure storage of belongings. Premium look pairs well with the vehicle. Quick, easy and secure LinQ system installation. Attaches with one set of LinQ fasteners. Featuring inside mesh pocket to separate smaller items.
	LinQ SPORT BAG – 17 L	REV Gen5, REV Gen4, XM, XS, XP, XR (except Grand Touring)	860202447
	NEW LinQ DEEP SNOW EXPANDABLE BAG	REV Gen5, REV Gen4	860202878
	LinQ DEEP SNOW PRO LIGHTWEIGHT BAG – 20 L	REV Gen5 (except MXZ Neo), REV Gen4 (except MXZ Neo), XU, XS, XM, XR	860202620
	DEEP SNOW PRO LIGHTWEIGHT BAG COVER LID	Fits on LinQ Deep Snow Bag, LinQ Slim Weather Resistant Tunnel Bag, LinQ Deep Snow Pro Bag and LinQ Trail Pro Bag	860202747
	LinQ DEEP SNOW BAG – 20 L	REV Gen5 (except MXZ Neo), REV Gen4 (except MXZ Neo), XU, XS, XM, XR	860202787
			

DEEP SNOW BAG COVER LID	Fits on LinQ Deep Snow Bag, LinQ Deep Snow Pro Lightweight Bag, LinQ Deep Snow Pro Bag and LinQ Trail Pro Bag	860202789	
	<ul style="list-style-type: none"> Replacement cover for Deep Snow Bag (860202787). Improved Shovel holding system on lid. Mesh pocket under the lid for easy, quick access to smaller items. 		
LinQ DEEP SNOW PRO BAG – 20 L	REV Gen5 (except MXZ Neo), REV Gen4 (except MXZ Neo), XU, XS, XM, XR	860202456	
	<ul style="list-style-type: none"> Watertight (with TiZip)—our highest level of waterproofing. Lightweight—uses one set of LinQ fasteners. Fits positions 0, 1, 2 and on top of LinQ Fuel Caddy – 14.5 L. Expandable 9 to 20 liter (2–5.3 US gallon, 550–1,220 cu in) capacity. Improved Shovel Holder System. Allows storage of LinQ Removable Snowflap between the bag and the cover lid (snowflap must be facing up to not hide rear light). 		
DEEP SNOW PRO BAG COVER LID	Fits on LinQ Deep Snow Bag, LinQ Deep Snow Pro Lightweight Bag, LinQ Deep Snow Pro Bag and LinQ Trail Pro Bag	860202132	
	<ul style="list-style-type: none"> Replacement cover for Deep Snow Pro Bag. Improved Shovel Holder System on lid. Mesh pocket under the lid for easy, quick access to smaller items. 		
LinQ SR 21 TUNNEL BAG – 21 L	REV Gen5, REV Gen4	860202449	
	<ul style="list-style-type: none"> Semi-rigid expandable LinQ tunnel bag. 21 liter (5.5 US gallon, 1,282 cu in) capacity. Can be installed on top of LinQ Stackable Fuel Caddy or behind seat. Easy one-second on/off toolless system. 		
LinQ SADDLEBAGS – 23 L	REV Gen5 16" (except Grand Touring), REV Gen4 16" (except Grand Touring)	860202621	
	<ul style="list-style-type: none"> Premium semi-rigid saddlebags use an independent LinQ mounting system. Installed further forward than position 1. Easy attachment and removal. Can be used in conjunction with additional LinQ-mounted accessories at the same time. 6 US gallon (23 liter, 1,403 cu in) total capacity. Brightly colored yellow interior makes it easy to locate objects. 		
LinQ SLIM WATERPROOF TUNNEL BAG – 26 L	REV Gen5 (137" and longer), REV Gen4 (137" and longer)	860202451	
	<ul style="list-style-type: none"> Rigid bottom and top design. Allows storage of removable snow flap. Waterproof inner roll top. Shovel can be stored while assembled on top of the bag. 16 to 26 liter (4.2 to 6.9 US gallon, 976 to 1,587 cu in) capacity. Fit on the tunnel in positions 1 & 2 and 2 & 3. 		
LinQ TRAIL PRO BAG – 30 L	REV Gen5 (except MXZ Neo), REV Gen4 (except MXZ Neo), XU, XS, XM, XR	860201986	
	<ul style="list-style-type: none"> Premium bag with our highest level of waterproofing. Watertight zipper (TiZip). Map holder and quick-access storage compartment on lid. Mesh pocket under the lid for easy, quick access to smaller items. Brightly colored interior makes locating items easier. Lightweight and mounts securely using one set of LinQ anchors. Expandable capacity of 9 to 30 liter (2–6 US gallon, 550–1,831 cu in). 		







TUNNEL STORAGE







TRAIL PRO BAG COVER LID	Fits on LinQ Slim Weather Resistant Tunnel Bag, LinQ Deep Snow Pro Bag and LinQ Trail Pro Bag	860202383	
	<ul style="list-style-type: none"> • Replacement cover for Trail Pro Bag. • Map holder and quick-access storage compartment on lid. • Mesh pocket under the lid for easy, quick access to smaller items. 		
LinQ ROLL-TOP BAG – 40 L	REV Gen5 (except MXZ Neo), REV Gen4 (except MXZ Neo), XU	715008110	
	<ul style="list-style-type: none"> • Fully waterproof roll-top design secures gear tightly. • 40 liter [10.6 US gallon, 2,441 cu in] of adjustable capacity. • Heavy-duty rigid plastic base. • Foam-lined bottom for additional protection. • Integrated handle for easy transportation on and off the vehicle. • Dimensions: 14" L x 19" W x adjustable H. 		
LinQ URBAN BAG – 40 L	REV Gen5 (except MXZ Neo), REV Gen4 (except MXZ Neo)	219401026	
	<ul style="list-style-type: none"> • Versatile LinQ storage solution with up to 40 liter [10.5 US gallon] of added storage. • Heavy-duty construction with high-quality zippers and water-resistant outer shell. • Easy-access large roll-top opening. • Reversible integrated flap with water-resistant storage. • Dimensions: 23" L x 14½" W x adjustable H. • Integrated vehicle key holder. • Waterproof removable liner with integrated pocket and laptop storage. • Backpack Option includes adjustable, removable shoulder system, ergo-fitted back padding and lightweight shoulder system design. 		
LinQ ADVENTURE TUNNEL BAG – 40 L	REV Gen5 and REV Gen4 137" and longer	860202444	
	<ul style="list-style-type: none"> • 40 liter [10.6 US gallon, 2,441 cu in] capacity. • Thermoformed hard base and semi-rigid sides and top. • Cover can be removed for easier access. • Multiple compartments, separators and fixation points for hooks or bungee cords. • Inside goggle soft pocket. 		
NEW LinQ UTILITY BAG – 50 L	REV Gen5 (except MXZ Neo), REV Gen4 (except MXZ Neo)	860202907	
	<ul style="list-style-type: none"> • Fully waterproof, semi-rigid, roll-top design bag secures gear tightly. • Quick, easy and secure LinQ system installation on the tunnel, on the Multi-LinQ plate or on top of some cargo boxes [860202759, 860202085 and 860202802]. • Possibility to install two bags on Multi-LinQ plate or on Stackable LinQ Deck [860202746]. The bag cannot be installed on the Multi-LinQ plate if the LinQ Stackable Deck [860202746] is installed on the vehicle. • 50 liter [11 US gallon, 3,052 cu in] capacity. • Quick-release straps to easily access storage underneath. 		
SLIM TUNNEL BAG WITH SOFT STRAPS – 15 L	137" and longer with 1-up and 2-up seats [except XU 20" and 24" and XS]	860202440	
	<ul style="list-style-type: none"> • Low profile, positioned flat on tunnel, for convenient out-of-the-way storage. • Easy-access full wrap-around zipper. • Top-mount shovel pocket. • 15 liter [4 US gallon, 915 cu in] capacity. 		
TUNNEL BACKPACK WITH LinQ SOFT STRAP – 28 L	137" and longer	860200939 • Black 860200940 • Orange	
	<ul style="list-style-type: none"> • Includes a compartment for the Ski-Doo Shovel [860201919] and 2.8 m Avalanche Probe [520000408] (not included). • Quick-disconnect system instantly transforms the bag into a backpack. • 28 liter [7.4 US gallon, 1,709 cu in] capacity. 		

TUNNEL BAG – 25 L	REV-XP, XR, XM, XS, XU	860200826	
	<ul style="list-style-type: none"> • Uses our cleat and bag retaining system (Patent USD607,313). • Innovative thermoformed tunnel bag, designed for a slick look and rigid structure. • Chassis premarked for easier installation of bag on tunnel. • 25 liter (6.6 US gallon, 1,526 cu in) capacity. 		
MODULAR TUNNEL BAG EXTENSION – 38 L	REV-XR and Grand Touring, REV-XS Grand Touring	860200173*	
	<ul style="list-style-type: none"> • Versatile multi-configuration bag. • Use alone, with or without Fuel Caddy, or with Semi-Rigid Tunnel Bag (860200174). • Installs horizontally or vertically and removes easily. • 38 liter (10 US gallon, 2,319 cu in) capacity. 		
TUNNEL BAG – 40 L	REV-XP, XR, XS, XM, XU Tundra	860200824	
	<ul style="list-style-type: none"> • Includes a compartment for the Ski-Doo Shovel (860201919) (not included). • Chassis premarked for easier installation of bag on tunnel. • 40 liter (10.6 US gallon, 2,441 cu in) capacity. • Extension provides more cargo space when required. 		
CARGO BAG – 80 L	REV Gen5, REV Gen4, XM, XP, XU, Backcountry, Freeride, Renegade, Summit, Tundra, 137" and up	860200801	
	<ul style="list-style-type: none"> • Rugged all-purpose utility design. • Sealed PVC construction. • 80 liter (21 US gallon, 4,882 cu in) capacity. • Integrated attachment system. • Includes rain cover for added resistance to the elements. • Can also double as travel/duffle bag. 		
EXTRA LARGE XU BAG – 150 L	REV-XU Skandic, XU Expedition	860201179*	
	<ul style="list-style-type: none"> • Extra large 150 liter (40 US gallon, 9,154 cu in) capacity bag shaped to fit utility model racks. • Weather-resistant polyester, includes compartment organizer. 		
LinQ MODULAR CARGO BOX – 10 L	REV Gen5 (except MXZ Neo), REV Gen4 (except MXZ Neo)	715005494	
	<ul style="list-style-type: none"> • 10 liter (2.6 gallons) of hard-sided modular storage capacity. • Heavy-duty construction with weather-resistant sealed lid. • Stackable with single LinQ bag or additional modular boxes for the ideal storage solution. • Dimensions: 19" L x 12 1/2" W x 5" H. 		
LinQ THERMAL BOX – 16 L	REV Gen5 (except MXZ Neo), REV Gen4 (except MXZ Neo), XM, XS, XP, XU (except Grand Touring)	219400964	
	<ul style="list-style-type: none"> • Rotomolded design with 16 liter (4.2 US gallon, 976 cu in) capacity. • High-quality foam insulation for optimal performance hot or cold. • Does not fit with 1+1 backrest. • Can contain twenty 355 ml cans. • Exterior dimensions: 13" L x 20" W x 10" H. • Interior dimensions: 9" L x 17" W x 7" H. 		








*While supplies last.








TUNNEL STORAGE

LinQ TOOL BOX – 19 L 	REV Gen5 (except MXZ Neo), REV Gen4 (except MXZ Neo), XU, XM, XS, XP <ul style="list-style-type: none"> • 19 liter (5 US gallon, 1,160 cu in) capacity. • Weather-resistant design features a sealed cover. 	715008111	
LinQ CARGO BOX – 40 L 	Fits 137" and longer (except all XU and XS models) <ul style="list-style-type: none"> • Rigid molded plastic construction with integrated design. • Provides dry, safe storage. • 40 liter (11 US gallon, 2,441 cu in) capacity. 	860202442	
SR50 UTILITY BOX – 50 L 	REV Gen5 20" and 24", REV Gen4 (Wide) 20" and 24" <ul style="list-style-type: none"> • Replaces passenger seat in seconds for additional storage. • Quick-release straps to easily access storage underneath. • Waterproof to keep your cargo dry. • 50 liter (11 US gallon, 3,052 cu in) capacity. • Works with the 135 L LinQ Utility Cargo Box (860202085). 	860201939	
NEW LinQ LOW PROFILE CARGO BOX – 60 L 	REV Gen5 20" and 24", REV Gen4 20" and 24" <ul style="list-style-type: none"> • A versatile premium rugged box that can be customized to rider's needs. • Quick, easy and secure LinQ system installation on the Multi-LinQ Plate. • 60 liter (15.9 US gallon, 3,661 cu in) capacity. • Removable/lockable lid. • 4 LinQ anchors (860201806) can be added on top of the lid to install 16" LinQ accessories or additional storage. 	860202897	<ul style="list-style-type: none"> • Slots for plywood dividers molded into box to help organize cargo. • 4 hook attachment points located in the bottom section of the box to help secure cargo. • Snow- and water-resistant. • Dimensions: 28" L x 26.5" x 18" H.
LinQ CARGO BOX – 62 L 	REV Gen5 137" and up, REV Gen4 137" and up <ul style="list-style-type: none"> • Standard on Grand Touring Limited model. • Optional LinQ mounts can be added on top for even more capacity. • 62 liter (16.3 gallon, 3,765 cu in) capacity. 	860202446	
LinQ CARGO BOX BAG – 62 L 	Fits within LinQ Cargo Box (860202446) <ul style="list-style-type: none"> • Easy to take everything with you on arrival. • 62 liter (16.3 gallon, 3,765 cu in) capacity. 	860201635	







LinQ CARGO BOX TOP COVER	Fits with LinQ Cargo Box (860202446)	860201808 • Silver 860201768 • Black	
	<ul style="list-style-type: none"> Matches the color of the vehicle perfectly. 		
CARGO BOX – 75 L	REV-XU Skandic WT, SWT, Expedition SE, LE, Xtreme MY19 and prior	860200395	
	<ul style="list-style-type: none"> 75 liter (19.8 US gallon, 4,577 cu in) capacity. Made of durable polyethylene. Provides additional secure storage. Convenient flip top provides easy access to stored goods. Standard on SE 2019 and prior models. 		
LinQ ADVENTURE CARGO BOX – 90 L	REV Gen5 (146" and up), REV Gen4 (146" and up), XM (146" and up)	860202759	
	<ul style="list-style-type: none"> Extra large 90 liter (24 US gallon, 1,465 cu in) capacity. Uses 16" LinQ mounts in positions 1 and 2. Easy on and off. 2 LinQ anchors can be added on lid of box to install 16" LinQ accessories or additional storage. Rugged and tough rotomolded plastic construction. <ul style="list-style-type: none"> Not compatible with short tunnel. 		
NEW LinQ UTILITY PREMIUM CARGO BOX – 135 L	REV Gen5 20" and 24", REV Gen4 20" and 24"	860202802	
	<ul style="list-style-type: none"> A versatile premium rugged box that can be customized to rider's needs. Can be divided into 2 main compartments by installing a plywood floor (not included). Can be opened independently/locked separately. Top lid can be moved to the bottom section for making a smaller box, like the LinQ Low Profile Cargo Box – 60 L (860202897). Quick, easy and secure LinQ system installation on the Multi-LinQ Plate. Massive capacity of 135 liter (36 US gallon, 8,238 cu in). <ul style="list-style-type: none"> 4 LinQ anchors (860201806) can be added on top of the lid to install 16" LinQ accessories or additional storage. Slots for plywood dividers molded into box to help organize cargo. 4 hook attachment points located in the bottom section of the box to help secure cargo. Integrated axe holder on one side. Snow- and water-resistant. Dimensions: 28" L x 26.5" W x 27" H. 		
LinQ UTILITY CARGO BOX – 135 L	REV Gen4 20" and 24"	860202085	
	<ul style="list-style-type: none"> Massive capacity of 135 liter (36 US gallon, 8,238 cu in). 4 LinQ Anchors (860201806) can be added on lid of box to install 16" LinQ accessories or additional storage. Slots molded in for plywood dividers. Rugged and tough rotomolded plastic construction. Integrated axe and saw holders. Removable/lockable lid. <ul style="list-style-type: none"> Dedicated hooks for bungee cords or elastic net to expand storage capacity on top of the box. 4 fixation hook points to secure cargo in the box and 4 molded handle features for ease of transportation. Multi LinQ Plate Retrofit Kit (860202133) required for REV Gen4 Skandic Sport. 		
MULTI LinQ PLATE RETROFIT KIT	Skandic Sport	860202133	
	<ul style="list-style-type: none"> Retrofit to add Multi LinQ Plate on Skandic Sport. Allows more LinQ configurations on the tunnel. Includes rear double light. 		



SEAT STORAGE

LinQ DEEP SNOW SEAT BOX	REV Gen5 (Deep Snow) without electric starter	860202668	
	<ul style="list-style-type: none"> • Low-profile integrated storage box utilizing the battery area. • Quick-release pins for easy install and removal. • Added storage capacity of 4.6 L with 10.25" CTD battery. • 5.5 L added capacity for a vehicle without battery. • Not compatible with the battery for electric starters. 	<ul style="list-style-type: none"> • Same height as battery cover. • Allows use of LinQ tunnel accessories. • Not compatible with 1+1 Seat. • Compatible with REV Gen5 (Deep Snow) CVT belt. • Works with Deluxe Tool Kit (860202029) (not included). 	
LinQ SEAT BAG – 4 L	REV Gen5 (except Deep Snow, Expedition, Neo and models with 850 E-TEC Turbo R engine), REV Gen4 (Narrow, except Neo)	860201355	
	<ul style="list-style-type: none"> • Integrated storage that stays out of the way. • 4 liter (1 US gallon, 244 cu in) capacity. • Easy on/off. • Can be used with tunnel bags or fuel caddies. 	<ul style="list-style-type: none"> • Vehicles with pull start require the Battery Cover (860201407). • Thermoformed hard-plastic base. 	
LinQ DEEP SNOW SEAT BAG – 5 L	REV Gen4 Summit and Freeride (without battery)	860201274	
	<ul style="list-style-type: none"> • 5 liter (1.3 US gallon, 305 cu in) capacity. • Improved design with greater capacity than the LinQ Seat Bag (860201355). • Thermoformed hard-plastic base. 	<ul style="list-style-type: none"> • Requires Low Profile Battery Compartment Cover (860201505). 	
SEAT STORAGE BOX – 6 L	REV Gen5 (except Deep Snow, Expedition, Neo and models with 850 E-TEC Turbo R engine and Grand Touring), REV Gen4 (Narrow)	860202532	
	<ul style="list-style-type: none"> • Low-profile integrated storage box utilizing the battery area. • Added storage capacity of 1.5 L (0.4 US gallon, 916 cu in) with battery and 6 L for a vehicle without the battery. • Same height as battery cover. 	<ul style="list-style-type: none"> • Rainproof liner included. • Works with Deluxe Tool Kit (860202029) (not included). • Allows use of LinQ tunnel accessories. • Does not work with 1+1 Seat. 	
LinQ TRAIL SEAT BAG – 11 L	REV Gen5 (except Deep Snow, Expedition and models with 850 E-TEC Turbo R engine), REV Gen4 (Narrow) MXZ, Backcountry and Renegade (except Sport models and MXZ Neo)	860201275	
	<ul style="list-style-type: none"> • 11 liter (2.9 US gallon, 671 cu in) capacity. • Thermoformed hard-plastic base, semi-rigid sides and top. • Vehicles with pull start require the Battery Cover (860201407). 		
COMBO BAG – 30 L	REV Gen4 (Wide) Renegade (except Renegade Sport)	860201821	
	<ul style="list-style-type: none"> • Works with Comfort Seat (REV Gen4 (Wide)). • 30 liter (6 US gallon, 1,831 cu in) capacity. • Provides additional storage while not using any tunnel space. • Compatible with LinQ tunnel accessories. 	<ul style="list-style-type: none"> • Multiple compartments with easy access. • Thermoformed hard-plastic base, semi-rigid top and sides. • Waterproof inner lining. 	
COMBO BAG – 31 L	REV Gen5 (except Deep Snow, Expedition and models with 850 E-TEC Turbo R engine), REV Gen4 (Narrow), MXZ, Backcountry and Renegade (except Sport and Neo models)	860201475	
	<ul style="list-style-type: none"> • 31 liter (8.2 US gallon, 1,892 cu in) capacity. • Multiple compartments with easy access. • Thermoformed hard-plastic base, semi-rigid top and sides. • Vehicles with pull start require the Battery Cover (860201407). 		





UNDER-SEAT STORAGE BAG – 11 L	REV Gen5 20" and 24", REV Gen4 (Wide) 20" and 24"	860202767	
	<ul style="list-style-type: none">• Installs inside the 4 US gallon (15 liter, 915 cu in) underseat storage that comes stock on 20" and 24" models.• 3 US gallon (11 liter, 671 cu in) capacity.• Insulated to protect from outside temperatures.• Durable polyester construction.		
UNDER-SEAT STORAGE BAG	REV-XU Skandic and Expedition	860201063*	
	<ul style="list-style-type: none">• Padded bag protects your items and makes them easy to transport.		
BATTERY COVER	REV Gen4 16" without battery ¹	860201720	
	REV Gen5 16" [except Deep Snow], REV Gen4 16" with battery ²	511001210	
	<ul style="list-style-type: none">• Stock on REV Gen4 (Wide).• ¹Support bracket and plastic cover included.• ²Plastic cover included.• Required when installing Comfort Seat (860201551, 860201633) on REV Gen5 (Trail) and REV Gen4 (Narrow).		
BATTERY COVER	REV Gen4 16" [Narrow] without battery ¹	860201407	
	REV Gen5 16" [except Deep Snow], REV Gen4 16" with battery ²	511001053	
	<ul style="list-style-type: none">• Use in conjunction with LinQ Seat Bag (860201355), LinQ Trail Seat Bag (860201275), LinQ Combo Bag (860201475) or LinQ 1+1 Seat System (860202348) on models without a battery.• Stock on REV Gen5 (Trail) and REV Gen4 (Narrow) with battery.• ¹Support bracket and plastic cover included.• ²Plastic cover included.		
LOW PROFILE BATTERY COMPARTMENT COVER	REV Gen4 16" without battery	860201505	
	<ul style="list-style-type: none">• Required for REV Gen4 sleds without battery for LinQ Deep Snow Seat Bag (860201274) and for improved aesthetics.		
DELUXE TOOL KIT		860202029	
	<ul style="list-style-type: none">• Casing fits perfectly in Seat Storage Box with or without battery (860202532).• Features high-quality tools.• Includes:<ul style="list-style-type: none">– Stainless steel open end/ring end wrenches; 8–10 mm, 10–13 mm, 12–14 mm, 15–17 mm, 16–19 mm.– ¼ drive ratchet with 4" extension, hexagonal 8 – 10 – 13 – 16, Torx 25 – 30 – 40, Allen 4 – 6 – 8 and Phillips #2.– Long-nose vise-grip.– Spring hook tool.		
FRONT STORAGE			
NEW 10.25" TOUCHSCREEN DISPLAY RELOCATOR	REV Gen5 with 10.25" Touchscreen Display (except Deep Snow)	860202904	
	<ul style="list-style-type: none">• Ideal for people looking to have the display mounted higher on the vehicle.• Raises the display by 2.5" to improve screen visibility when riding in a sat down position.• Reduces hand reach by 1.5" improving access to the touchscreen.• Doubles glovebox storage capacity for a total of 6 liter.• Sliding-door design allows access to full opening of the glovebox.• Replaces stock storage compartment cover.• Requires a windshield for installation.• Retrofit for vehicles with a 10.25" Touchscreen Display.		

FRONT STORAGE




SOFT GLOVE BOX EXTENSION	REV Gen5 (Deep Snow)	860202857	
	<ul style="list-style-type: none"> Increases stock storage volume by about 30%. 4.8 liter (1.3 US gallon, 293 cu in) capacity. Easier on your personal items than the stock glovebox. Can be used with or without Low Windshield (860202602). Brightly colored yellow interior makes it easy to locate objects. 	<ul style="list-style-type: none"> Water-resistant. Includes an inside cellphone pouch. Includes an inside pouch for integration of a heated element to help preserve cellphone battery longer. Compatible with USB Intelligent Power Outlet Kit (860202433) and 12-Volt Power Outlet Kit (860201423). Easy installation by removing the stock glovebox lid. 	
GLOVEBOX EXTENSION / GPS SUPPORT	REV Gen5 (except Deep Snow) REV Gen5 (Deep Snow)	860202436 • 5 liter (1.3 US gallon) 860202501 • 6 liter (1.6 US gallon)	
 860202436 860202501	<ul style="list-style-type: none"> Increases storage with additional capacity. Door allows for perfect positioning and mounting of GPS. Replaces stock storage compartment cover. 	<ul style="list-style-type: none"> Can be used with or without windshield. Garmin Zumo 590 GPS sold separately. Ready to receive Cellphone Holder (860202372). 	
GLOVEBOX EXTENSION / GPS SUPPORT	REV Gen4	860201249	
	<ul style="list-style-type: none"> Doubles the storage with additional 4 liter (1 US gallon, 244 cu in) capacity. Can be used with or without windshield. GPS sold separately. Door allows for perfect positioning and mounting of GPS. Replaces stock storage compartment cover. 	<ul style="list-style-type: none"> Not compatible with Summit and Freeride with one-piece lightweight hood. 	
CELLPHONE HOLDER	REV Gen5, REV Gen4	860202372	
	<ul style="list-style-type: none"> New design is independent of the Glove Box Extension door. Water-resistant door allows for perfect phone positioning. Heating element preserves cellphone battery longer. Features capacitive and resistive touchscreen technology. Spring system in back plate automatically adjusts for thickness. Fits all cellphones within 7.2" (185 mm) x 3.3" (85 mm) x 0.6" (15 mm) dimensions. 	<ul style="list-style-type: none"> Works with almost all charger wires. Does not include cellphone or charging wires. Can be used with or without windshield. Requires Glovebox Extension (860202436, 860202501 or 860201249) depending on the vehicle. USB Intelligent Power Outlet Kit (860202433) required to charge cellphone. Requires Harness (515178153) for installation on REV Gen4. 	
NEW DEEP SNOW CELLPHONE MOUNT PLATE	REV Gen5 (Deep Snow) with 4.5" digital display	860202902	
	<ul style="list-style-type: none"> Mounting location that provides quick and secure access to your phone. Allows installation of Cellphone Holder (860202372). Compatible with 4.5" digital display. 		
NEW CELLPHONE BAG	REV Gen5 (except Deep Snow)	860202888	
	<ul style="list-style-type: none"> Nice small heated storage space to stash a cellphone. Installs inside the stock glovebox lid. 		
GLOVEBOX REPLACEMENT DOOR / CELLPHONE HOLDER	Fits with Glovebox Extension (860201249)	860202169	
	<ul style="list-style-type: none"> Replacement door to update Glovebox Extension with a Cellphone Holder. Door allows for perfect positioning and mounting of a cell phone. Cellphone heater included. 	<ul style="list-style-type: none"> Requires USB Intelligent Power Outlet Kit (860202433) and Harness Extension for Cellphone Holder and USB Plug (515178153) for installation. For screen size up to 6.4" (16.26 cm) x 3.3" (8.38 cm). Works with capacitive and resistive touchscreen technology. 	

GLOVEBOX EXTENSION / CELL PHONE HOLDER	REV Gen4	860202072	
	<ul style="list-style-type: none"> Doubles the storage with additional 3.5 liter (0.9 US gallon, 211 cu in) capacity (includes Glovebox Extension [517305966]). Can be used with or without windshield. Door allows for perfect positioning and mounting of a cellphone. Cellphone heater included. USB Intelligent Power Outlet Kit [860202433] required to charge cellphone. 		
HARNESS EXTENSION FOR USB PLUG	REV Gen4	515178153	
	<ul style="list-style-type: none"> Required for USB Intelligent Power Outlet Kit [860202433] when installed on REV Gen4 models. 		
GLOVEBOX FOR ONE-PIECE LIGHTWEIGHT HOOD	REV Gen4 Summit and Freeride (2020-2021), Summit Expert (2022) with one-piece lightweight hood REV Gen4 Summit and Freeride (2022) with one-piece lightweight hood	860202193 860202572	
	<ul style="list-style-type: none"> Adds storage to one-piece lightweight hoods. Provides an additional 4.6 liter (1.2 gallon, 280 cu in) capacity. Approximately 2 water bottles or 2 pairs of goggles. Easy-access for smaller items. 		
DASHBOARD BAG – 2 L	REV-XP	860201176	
	<ul style="list-style-type: none"> Easy-access bag designed to provide extra storage. 2 liter (0.5 US gallon, 116 cu in) capacity. 		
GLOVEBOX LINER	REV Gen4	860201270	
	<ul style="list-style-type: none"> Thermoformed liner has a soft-finish interior. Features one pocket to separate items. 		
10.25 IN. COLOR TOUCHSCREEN DISPLAY PROTECTOR	Vehicle equipped with 10.25 in. Color Touchscreen Display	860202680	
	<ul style="list-style-type: none"> Provides additional protection for the digital display 10.25 in. touchscreen. Protects from scratches caused by ice, rocks, branches or other small debris. 		
RISER BLOCK BAG	REV Gen5 (Deep Snow), REV Gen4 with 235 mm riser, XP Summit, XU Tundra, Skandic, XM (for risers 175 mm and up) REV Gen5 (Deep Snow), REV Gen4 with 165 mm riser and longer, REV-XM, XP, XR, XU Tundra	860201564 • Long 860201550 • Short	
	<ul style="list-style-type: none"> Innovative 2-pocket carry bag for secure storage around the steering riser block. 3W heated insulated pocket design reduces the chance of water bottles freezing and increases the battery life of small electronic equipment. 		
<ul style="list-style-type: none"> Includes RCA adaptor kit. Requires Heated Visor Kit [860201234] for REV-XU, XM, XS, XP, XR, [860201283] for REV Gen4 and [860202338] for REV Gen5, sold separately. 			









FRONT STORAGE

OIL SUPPORT CADDY/GOGGLE BAG	REV-XM, XS	860200614	
	<ul style="list-style-type: none"> Multi-purpose bag. Allows you to easily access and carry an extra liter of XPS oil or a spare set of goggles. Installs conveniently on top of the CVT cooling system. Models without E-TEC engine need the Acoustic Plate [512060847]. 		
GOGGLE DRYING BAG	REV Gen4 (Narrow)	860201691	
	<ul style="list-style-type: none"> Designed specifically for a spare set of goggles. Under-hood heat clears and dries wet fogged goggles. Protects goggles during the ride. 		
HANDLEBAR BAG – 2 L	REV Gen5 (except Deep Snow and Neo), REV Gen4 without mountain strap (except Neo)	860201565*	
	<ul style="list-style-type: none"> 2.3 liter [0.6 US gallon, 122 cu in] capacity. Semi-rigid construction. Mounted sturdily with clamp setup. Can be removed easily with vehicle's tool. Inside soft liner. Water-resistant. Thermoformed hard plastic base. Features a pocket to separate items. 		
3W HEATER FOR BAGS		515176786	
	<ul style="list-style-type: none"> Replacement or additional heater for heated bags. 		

LinQ ACCESSORIES AND REPLACEMENT PARTS FOR LinQ STORAGE ACCESSORIES

LinQ LOCK	860201968 • Pack of 1 with 2 keys 860202478 • Pack of 2 with 4 keys	
	<ul style="list-style-type: none"> Simple way to lock most LinQ accessories in place. Retrofits most LinQ accessories. Lock cover prevents snow and ice build-up. Not compatible with LinQ Tool Holder, LinQ Working Light, LinQ 4.2 US Gal (16 L) Cooler and LinQ Tool Box. 	
LinQ FASTENER	715001707	
	<ul style="list-style-type: none"> Works with LinQ Snowboard/Ski Rack [860202741] and LinQ Saddlebags [860202621]. Toolless installation and removal. Sold in pairs. 	
LinQ CARGO BASE KIT	860201806	
	<ul style="list-style-type: none"> Unique mounting fastener usable on any LinQ System accessory. Includes: 2 cargo LinQ bases and hardware. 	

*While supplies last.

LinQ CARGO BASE KIT	REV Gen5 20" and 24", REV Gen4 (Wide) 20" and 24" equipped with the Multi LinQ Plate	860202482	
	<ul style="list-style-type: none"> • Unique mounting fastener usable on any LinQ System accessory. • Includes: 2 cargo LinQ bases and hardware for Multi LinQ Plate [860202133]. 		
LinQ CARGO BASE RETROFIT KIT	REV Gen5 20" and 24", REV Gen4 (Wide) 20" and 24" equipped with the Multi LinQ Plate	860201812	
	<ul style="list-style-type: none"> • Hardware to fit LinQ Cargo Base Kit on 20" and 24" tunnels with Multi LinQ Plate Retrofit Kit [860202133]. 		
LinQ PROTECTIVE DECAL KIT	REV Gen5, Summit Neo REV Gen4 (except Neo)	516010972 516008589	
	<ul style="list-style-type: none"> • Durable Lexan® decals to protect your tunnel. 		
LinQ PROTECTIVE DECAL KIT	REV-XS, XM, XP, XU Tundra	860200767	
	<ul style="list-style-type: none"> • Replacement item on model years 2013 and up but required for using the LinQ accessories on model years 2012 and prior. 		
BASE PLATE	LinQ Stackable Fuel Caddy – 14.5 L	860202530	
<i>[Not illustrated]</i>	<ul style="list-style-type: none"> • Replacement part for LinQ Stackable Fuel Caddy – 4 gallons. 		
BASE PLATE	LinQ Fuel Caddy – 11 L	860202528	
<i>[Not illustrated]</i>	<ul style="list-style-type: none"> • Replacement part for LinQ Fuel Caddy – 11 L. 		
RUBBER LATCH SERVICE KIT FOR LinQ TUNNEL ACCESSORIES	LinQ Tunnel Bags and LinQ Fuel and Oil Caddies	860201057	
			
LinQ REPAIR KIT T-LOCK PLASTIC		860201137 • Left Side 860201138 • Right Side	
	<ul style="list-style-type: none"> • Replaces LinQ mechanism. • Includes lever, T-lock and hardware. 		
SHIMS FOR LinQ ACCESSORIES	REV-XS, XM, XP, XU 16"	860201432	
	<ul style="list-style-type: none"> • Required to fit LinQ accessories on REV-XS, XM, XP and XU Tundra. • Does not fit 120" models. • See last column of the chart on page 83 for accessories that require shims. 		
LinQ ADAPTOR PLATE	REV-XU 20" and 24"	860200945	
	<ul style="list-style-type: none"> • Allows installation of LinQ Cargo Base [860201806] on embossed REV-XU tunnels. 		

SEATS & BACKRESTS

NARROW SEATS

TRAIL NARROW HEATED SEAT	REV Gen5 16" (except Grand Touring and 600 EFI), REV Gen4 16" (except Grand Touring and 600 EFI)	860202819	
	<ul style="list-style-type: none">• Adds warmth in the coldest conditions.• High/Low/Off settings.• Narrow shape at front for freedom of movement.• Excellent support for trail riding.	<ul style="list-style-type: none">• Easy toolless installation.• Compatible with Trail LinQ Passenger Premium Heated Seat (860202536), Trail LinQ Passenger Premium Non-Heated Seat (860202917) and Trail LinQ Passenger Seat (860202325).• Requires Retrofit Harness (860202740) for installation on REV Gen4 models.	
TRAIL NARROW SEAT	REV Gen5 16" (except Grand Touring), REV Gen4 16" (except Grand Touring)	860202644	
	<ul style="list-style-type: none">• Compact design for freedom of movement.• Excellent support for trail riding.	<ul style="list-style-type: none">• Easy toolless installation.• Compatible with Trail LinQ Passenger Premium Heated Seat (860202536), Trail LinQ Passenger Premium Non-Heated Seat (860202917) and Trail LinQ Passenger Seat (860202325).	
DEEP SNOW SEAT	REV Gen5 16", REV Gen4 16"	860202344	
	<ul style="list-style-type: none">• Our highest seat for mountain riding.• Compact design for freedom of movement.• Great support for deep snow.	<ul style="list-style-type: none">• Easy toolless installation.• Stock on Summit Adrenaline (except Adrenaline with Edge package).• 155 mm (6") height.	
DEEP SNOW COMPACT SEAT	REV Gen5 16", REV Gen4 16"	860201736	
	<ul style="list-style-type: none">• Developed by Deep Snow expert Carl Kuster.• Provides even greater freedom of movement.• Lower, narrower and lighter than stock Summit Adrenaline seat.	<ul style="list-style-type: none">• Stock on Freeride and Summit (except Summit Adrenaline and Summit X with Expert package).• Integrated grip areas.• 125 mm (5") height.	
DEEP SNOW ULTRA-COMPACT SEAT	REV Gen5 16", REV Gen4 16"	860202221	
	<ul style="list-style-type: none">• Ultra-compact design for active riders.• Our smallest, lightest seat at 1.27 kg (2.8 lb).• Allows easier side-to-side changes.• Provides great freedom of movement.	<ul style="list-style-type: none">• Gripper style vinyl resists wear and tear and provides better control.• Stock on the Summit X with Expert package.• 100 mm (4") height.	
	DEEP SNOW ULTRA-LIGHT SEAT	REV Gen5 16", REV Gen4 16"	860202775
		<ul style="list-style-type: none">• Small, compact shape for freedom of movement.• Seamless design with less stitching minimizes chances of water intrusion.• Improved front clip seals for better moisture resistance.• Underseat storage compartment for CVT belt.• Works with Seat Storage Box – 6 L (860202532).• 127 mm (5") height.	

WIDE SEATS

WIDETRACK 1-UP HEATED SEAT



REV Gen5 20" and 24" (except 600 EFI),
REV Gen4 (Wide) 20" and 24" (except 600 EFI)

860202032

- Adds warmth in the coldest conditions.
- Multiple High/Low/Off settings.

TRAIL WIDE HEATED SEAT WITH STORAGE



REV Gen4 16" (except 600 EFI)

860201633

- Adds warmth in the coldest conditions.
- Multiple High/Low/Off settings.
- Same base platform as Trail Wide Seat with Storage (860201551) providing additional hip support via wider cushion design.
- Integrated rear storage.
- Battery Cover with Support (860201720) required for REV Gen4 (Narrow) without battery.
- Battery Cover (511001210) required for REV Gen4 (Narrow) Summit 2020 and prior.
- 2 Summit Seat Posts (510006693) required for installation on REV Gen4 (Narrow) Summit 2020 and prior.
- 2 Seat Posts (510007122) required for installation on REV Gen4 (Narrow) Summit and all Sport models, 2021 and up.

TRAIL WIDE SEAT WITH STORAGE



REV Gen5 16" (except Deep Snow), REV Gen4 16"

860201551

- Provides additional support and length.
- Provides additional hip support via wider cushion design.
- Integrated rear storage.
- Battery Cover with Support (860201720) required for REV Gen4 (Narrow) without battery.
- Battery Cover (511001210) required for REV Gen5 and REV Gen4 (Narrow) with battery.
- 2 Summit Seat Posts (510006693) required for installation on REV Gen4 (Narrow) Summit 2020 and prior.
- 2 Seat Posts (510007122) required for installation on REV Gen4 (Narrow) Summit and all Sport models, 2021 and up.
- Not compatible with Battery Cover (860201407).

TRAIL WIDE HEATED SEAT



REV Gen5 16" (except Grand Touring and 600 EFI),
REV Gen4 16" (except Grand Touring and 600 EFI)

860202645

- Adds warmth in the coldest conditions.
- High/Low/Off settings.
- Same base platform as Trail Wide Seat (860202523).
- Provides additional hip support via wider cushion design.
- Compatible with Trail LinQ Passenger Premium Heated Seat and Trail LinQ Passenger Seat.
- Requires Retrofit Harness (860202740) for installation on REV Gen4.

TRAIL WIDE SEAT



REV Gen5 16" (except Grand Touring),
REV Gen4 16" (except Grand Touring)

860202523

- Longer, wider and flatter design provides more hip support.
- Modular design allows easy installation of Trail LinQ Passenger Seat.
- Seat mounting posts included.

PASSENGER SEATS

TRAIL LinQ PASSENGER PREMIUM HEATED SEAT



REV Gen5 16" (except Grand Touring),
REV Gen4 16" (except Grand Touring)

860202536

- The ultimate modular seating solution.
- Quickly changes from riding solo to riding with a passenger.
- Provides comfortable, ergonomically correct positions for both driver and passenger.
- Includes heated seat, heated handles and accessory plug-in.
- Compatible with LinQ locking system.
- Passenger Backrest (860202659) is included.
- Requires LinQ 1 + 1 Removable Rack (860202749) or LinQ 1 + 1 Rack (860202785 or 860202414) for installation.
- Requires Trail Wide Seat (860202523) or Trail Narrow Heated Seat (860202819) or Trail Narrow Seat (860202644) or Trail Wide Heated Seat (860202645) for installation on Summit, Freeride, Tundra, REV Gen4 Renegade (Enduro and Sport).

TRAIL LinQ PASSENGER PREMIUM NON-HEATED SEAT

REV Gen5 16" (except Grand Touring), REV Gen4 16" (except Grand Touring)

860202917

- The ultimate modular seating solution.
- Quickly changes from riding solo to riding with a passenger.
- Provides comfortable, ergonomically correct positions for both driver and passenger.
- Includes Passenger Backrest (860202659) and seat handles.
- Compatible with LinQ locking system.
- Requires LinQ 1+1 Removable Rack (860202749) or LinQ 1+1 Rack (860202414 or 860202785) for installation.
- Requires Trail Wide Seat (860202523) or Trail Narrow Heated Seat (860202819) or Trail Narrow Seat (860202644) or Trail Wide Heated Seat (860202645) for installation on Summit, Freeride, Tundra, REV Gen4 Renegade (Enduro and Sport).
- Compatible with LinQ Passenger Seat Heated Grips (860202535).

LinQ PASSENGER SEAT HEATED GRIPS

REV Gen5 (except Grand Touring), REV Gen4 (except Grand Touring)

860202535

- Provides heat to the passenger grips.
- Easy to disconnect when removing passenger seat.
- Includes complete handle assembly.
- Requires Seat Wiring Harness (515178199) for installation on REV Gen4 models. See instruction sheet.

TRAIL LinQ PASSENGER SEATREV Gen5 16" (except Grand Touring),
REV Gen4 16" (except Grand Touring)**860202325**

- The ultimate modular seating solution.
- Quickly changes from riding solo to riding with a passenger.
- Provides comfortable, ergonomically correct positions for both driver and passenger.
- Easy toolless clip in attachment with the LinQ system.
- Compatible with LinQ Lock.
- Requires LinQ 1 + 1 Removable Rack (860202749) or LinQ 1 + 1 Rack (860202785 or 860202414) for installation.
- Requires Trail Wide Seat (860202523) or Trail Narrow Heated Seat (860202819) or Trail Narrow Seat (860202644) or Trail Wide Heated Seat (860202645) for installation on Summit, Freeride, Tundra, REV Gen4 Renegade (Enduro and Sport).

LinQ 1 + 1 REMOVABLE RACKREV Gen5 16" including Turbo models (except Grand Touring),
REV Gen4 16" (except Grand Touring)**860202749**

- Quick, easy installation with LinQ system.
- Allows battery maintenance with the removable option.
- Required for LinQ Passenger Premium Heated Seat (860202536), Trail LinQ Passenger Premium Non-Heated Seat (860202917) and Trail LinQ Passenger Seat (860202325) use.
- Great look with or without the passenger seat mounted.
- Provides an additional LinQ position (for soft accessories only) when passenger seat isn't in use.
- Made of lightweight die-cast aluminum.

LinQ 1 + 1 RACK

REV Gen5 and REV Gen4 16" (except Grand Touring and 850 E-TEC Turbo R)

860202414

- Required for LinQ Passenger Premium Heated Seat (860202536), Trail LinQ Passenger Premium Non-Heated Seat (860202917) and Trail LinQ Passenger Seat (860202325) use.
- Great looks with or without the passenger seat mounted.
- Provides an additional LinQ position (for soft accessories only) when passenger seat isn't in use.
- Made of lightweight die-cast aluminum.

TRAIL LinQ 1 + 1 SEAT WITH BACKRESTREV Gen5 16",
REV Gen4 16"**860202348**

- The ultimate in modular seating.
- Allows quick changes between 1-up and 2-up riding.
- Ergonomically correct positions for driver and passenger.
- Two easy toolless steps:
1. Clip in seat.
2. Add LinQ 1+1 Backrest.
- Battery Cover with Support (860201407) required for vehicle without battery.

PASSENGER SEATS

TRAIL LinQ 1 + 1 SEAT WITH BACKREST

REV-XM, XS, XP, XR (except Grand Touring), XU Tundra

860202347



- The ultimate in modular seating.
- Allows quick changes between 1-up and 2-up riding.
- Ergonomically correct positions for driver and passenger.

- Two easy toolless steps:
1. Clip in seat.
2. Add LinQ 1+1 Backrest.

LinQ PASSENGER SEAT HEATED GRIPS

REV Gen4 16" with 1+1 seat and passenger seat with handles, REV Gen4 (Wide) 20" and 24" with passenger seat with handles

860201840



- Allow your passenger to ride in comfort in all conditions.
- Easy unplug.
- Requires Seat Wiring Harness (515178588) for installation on REV Gen4 (Wide) 20" and 24" models.

- Does not include full handle assembly. Comes with heated grip element and air deflectors.

WIDETRACK 2-UP HEATED SEAT

REV Gen5 20" and 24", REV Gen4 20" and 24"

860202033



- Complete seat adds warmth for a passenger.
- 1+1 configuration.
- Includes heated handles.
- Passenger Backrest (860202036) can be added for more comfort.

- Same seat as 860202037 with heat added.
- High/Low/Off settings.

WIDETRACK 2-UP SEAT

REV Gen5 20" and 24", REV Gen4 20" and 24"

860202037



- Passenger seat to transform into a 1+1 configuration.
- Includes safety handles.
- Passenger Backrest (860202036) can be added for more comfort.
- Stock on REV Gen4 Expedition LE, SE.

WIDETRACK 2-UP SEAT WITH SMALL HANDLES

REV Gen5 20" and 24", REV Gen4 (Wide) 20" and 24"

860202824



- Passenger seat to transform into a 1+1 configuration.
- Includes smaller safety handles for a good grip and easier on/off.

- Passenger Backrest (860202036) can be added for more comfort.
- Standard on REV Gen4 Skandic LE models.

TRAIL 1 + 1 SEAT

REV Gen5 16" (except Grand Touring and Expedition), REV Gen4 16" (except Grand Touring and Expedition)

860201766



- Quick, easy installation and ideal ergonomics for driver and passenger.
- Full tunnel capacity is maintained and allows additional accessories to be added.

- Battery Cover with Support (860201407) required for vehicle with rewind.



TRAIL 1 + 1 SEAT

REV-XM, XS, XP, XR (except Grand Touring), XU Tundra








860200665



- Quick, easy installation and ideal ergonomics for driver and passenger.
- Full tunnel capacity is maintained and allows additional accessories to be added.

TRAIL SHORT 2-UP SEAT	REV-XP, XR, XM, XS, XU Tundra	860201314	
	<ul style="list-style-type: none"> Extended seat providing convenient 2-up riding. Complete seat assembly with passenger strap. Replaces existing seat in seconds. Ideal use with LinQ Snowboard/Ski Rack (860202741). 		
TRAIL SHORT 2-UP SEAT	REV Gen5 16" (except Deep Snow), REV Gen4 16"	860202220	
	<ul style="list-style-type: none"> Longer seat allows for a passenger while being more compact than the 1+1 Seat. Easy toolless installation. Complete assembly features a passenger strap. Tunnel capacity is maintained for additional accessories. 		
			<ul style="list-style-type: none"> 180 mm (7") height. Battery Cover with Support (860201720) required for REV Gen4 (Narrow) without battery. Battery Cover with Support (511001210) required for REV Gen4 (Narrow) with battery.
PASSENGER MUFFS FOR 1 + 1 SEAT	REV Gen4, XS, XM 2018 and prior with 1+1 Seat	860200831* 860201028**	
	<ul style="list-style-type: none"> Muffs fit snugly around the passenger handles and provide total warmth even on the coldest days. Easy to install and remove. 		
			<i>*Fits seat with handles and handguards.</i> <i>**Fits seat with handles only.</i>
PASSENGER MUFFS FOR 1 + 1 SEAT	REV Gen5 (except Deep Snow), REV Gen4, XS, XM 2019 and up with 1+1 Seat.	860201929	
	<ul style="list-style-type: none"> Ultra-warm passenger muffs with fleece liner. Designed for extreme cold conditions. Easy to remove in warmer weather. 		
			<ul style="list-style-type: none"> Fits with REV Gen4 new handles.
HEATED GRIPS WITH GUARDS FOR 1 + 1 SEAT	REV-XS, XM 2016 and up	860201322	
	<ul style="list-style-type: none"> Allow your passenger to ride in comfort in all conditions. Self-disconnect. 		
HEATED PASSENGER VISOR KIT		860200882	
	<ul style="list-style-type: none"> Enjoy fog-free riding with this visor kit option for your 1+1 Seat. To be used in conjunction with Heated 1+1 Grips with Guards (860200584). 		
1 + 1 SEAT ELECTRICAL VISOR/ HEATED BOOTS WIRE HARNESS	REV Gen4	860201981	
	<ul style="list-style-type: none"> Works in conjunction with the LinQ Passenger Seat Heated Grips (860201840). Provides 2 extra connections: one connection for electric visor and one connection for heated boots. 		

BACKRESTS


PASSENGER BACKREST	REV Gen5 (except Grand Touring), REV Gen4 (except Grand Touring)	860202659	
	<ul style="list-style-type: none"> • Passenger backrest compatible with WideTrack 2-Up Seat (860202037) and Trail LinQ Passenger Seat (860202325) for more comfort. 		
PASSENGER BACKREST	REV Gen5 20" and 24", REV Gen4 20" and 24"	860202036	
	<ul style="list-style-type: none"> • Passenger backrest to complement the Passenger Seat (860202037) for added back comfort. • Passenger Seat required for installation. • Stock on REV Gen4 Expedition LE, SE. 		
LinQ 1 + 1 SEAT BACKREST	REV Gen5 16" (except Deep Snow), REV Gen4 16" REV-XM, XS, XP, XR (except Grand Touring), XU Tundra	860202346 860202349	
	<ul style="list-style-type: none"> • Option for 1+1 Seat when not sold as a kit. • Can be locked using a padlock (not included). 		
LinQ 1 + 1 BACKREST ANCHOR BASE KIT	REV Gen5 16" (except Deep Snow), REV Gen4 16" REV-XM, XS	860202059 860202060	
	<ul style="list-style-type: none"> • Allows installation of LinQ 1+1 Backrest on more than one vehicle. 		
RUBBER LATCH FOR LinQ 1 + 1 BACKREST		510005617 • Left Side 510005618 • Right Side	
<i>[Not illustrated]</i>			
ADJUSTABLE BACKREST	REV-XP, XR, XM, XS, XU Tundra	860200823	
	<ul style="list-style-type: none"> • Adjustable and works in conjunction with 2-Up Seat (860201314). • Positionable for passenger or driver use. • Rigid steel frame and integrated foam pad. • Easy toolless removal when not needed. 		
PASSENGER SEAT / BACKREST	REV-XU Skandic, XU Expedition	619400068	
	<ul style="list-style-type: none"> • 1+1 Seat. • Includes a seat, backrest, air deflectors and heated grips. 		
PASSENGER BACKREST	REV-XU Skandic, XU Expedition	860200060	
	<ul style="list-style-type: none"> • Enhances the comfort level of your seat by adding this backrest option. 		

TOE-HOLDS, FOOTRESTS & KNEE PADS

TOE-HOLDS

FIXED TOE-HOLDS	REV Gen5 (MXZ, Renegade, Backcountry), REV Gen4 (MXZ Neo, Renegade, Backcountry, Summit, Freeride)	860202655	
	<ul style="list-style-type: none"> Compatible with rubber shims and Lateral Footplates (860202656). 		
FIXED TOE-HOLDS	REV Gen4 Summit (except Neo), Freeride and Backcountry	860201510	
	<ul style="list-style-type: none"> Fixed toe-holds for control and leverage when boondocking. 		
ADJUSTABLE TOE-HOLDS	REV Gen4 16" Summit (except Neo), Freeride, Backcountry and Expedition 16"	860201765	
	<ul style="list-style-type: none"> Die-cast aluminum part. Allows user to adjust toe-hold position for different riding styles and control. Foldable for easy floorboard access. Adjustable 3" (7.6 cm) rearward and 1.5" (3.8 cm) upward. Forward/backward and top/down adjustments. 		
ADJUSTABLE TOE-HOLDS	REV Gen4 MXZ, Renegade and Grand Touring	860201305*	
	<ul style="list-style-type: none"> Adjustable solid toe-holds (non-folding). Provide 0.6" (1.5 cm) vertical and 1.6" (4 cm) horizontal adjustment range. Work with both sizes of rubber shims and Lateral Footrests (860202656). 		
SHIM KIT FOR TOE-HOLDS	REV Gen5 (except Deep Snow), REV Gen4 (Narrow) MXZ Neo and Renegade	860201408	
	<ul style="list-style-type: none"> Spacers in two heights (10 mm, 20 mm) let you determine how tight your boots fit the toe-holds. 		
TUNNEL GRIP PLATES	Fit all models (except Youth)	860200164	
	<ul style="list-style-type: none"> Lightweight plastic grip plates for extra side boot grip in rough riding conditions. Developed for the 600 Race sled. Sold in pairs with complete hardware. 		

FOOTRESTS

DRIVER FOOTREST	REV Gen5 (except Deep Snow and Backcountry X-RS 154"), REV Gen4, MXZ Neo, MXZ, Renegade, Backcountry and Grand Touring	860201932 • Black 860201613 • White 860201614 • Manta Green	
	<ul style="list-style-type: none"> Customize the fit and function of your sled. Offers a natural angled platform for riders that push with their feet. Machined aluminum extrusions in different colors, add traction and style. Not compatible with Lateral Footplates (860202656). 		

*While supplies last.

LATERAL FOOTPLATES

REV Gen5 (MXZ, Renegade), REV Gen4 (MXZ, Renegade)

860202656

- Cast-aluminum construction.
- Let riders use their feet to push in corners.
- Provide a more locked feel.
- Fit with air suspension, SAS suspension and fixed or adjustable toe-holds.
- Do not fit with full wrap-around bumpers or footrests.
- Keep the feet warmer.

REAR FOOTREST

REV Gen4 (Summit SP)

860201504*

- Additional boot grip on rear tunnel.
- Integrated design, looks and functions great.

KNEE PADS**DEEP SNOW SOFT KNEE PADS**

REV Gen5 (Deep Snow) without electric starter

860202702

- Fit perfectly on REV Gen5 (Deep Snow) without electric starter.
- Provide comfort and impact absorption.
- Allow the knees to grip better.
- Made with a flexible injection-molded material.
- Easy-to-install Christmas tree type-fasteners.

TRAIL SOFT KNEE PADS

REV Gen5 16" (except Deep Snow and Backcountry), REV Gen4 (Wide) 16"

860202618

- Fit perfectly on the REV Gen5 (Trail) without manual reverse.
- Provide comfort and impact absorption.
- Allow the knees to slide freely between the ergo 1 and the ergo 2.
- Made with a flexible injection molded material.
- Easy-to-install Christmas tree type-fasteners.

UTILITY SOFT KNEE PADS


REV Gen5 20" and 24", REV Gen4 (Wide) 20" and 24"

860202852

- Fit perfectly on 20" and 24" Ski-Doo models.
- Provide comfort, impact absorption and extra knee grip.
- Made with a flexible injection-molded material.
- Easy-to-install Christmas tree type-fasteners.

KNEE PADS

REV Gen5 (except Deep Snow), REV Gen4 without manual reverse

860201917

- Designed for a perfect fit on REV Gen4 (Narrow).
- Provide comfort, impact absorption and extra knee grip.
- Injection-molded soft material.
- Easy installation with peel-off adhesive.
- REV Gen4 (Narrow): Rewind Cover (860201463) required if pull start.

SECOND STEP KNEE PADS

REV Gen4 (Wide) 16"

860202063

- Designed to add extra knee grip and absorb impacts when leaning forward in aggressive cornering situations.
- Injection-molded soft material.
- Easy installation with peel-off adhesive.

MANUAL REVERSE KNEE PADS

REV Gen4 (Wide) 16" with manual reverse

860201916

- Provide comfort, impact protection and extra grip.
- Injection-molded soft material.
- Easy installation with peel-off adhesive.

REWIND COVER




REV Gen4 (Narrow) Summit, Backcountry, Freeride

860201463

- Covers rewind handle to let your knees slide smoothly.
- Allows installation of Knee Pads (860201917).

HANDGUARDS & HANDLEBARS

HANDGUARDS

XL HANDGUARD KIT	REV Gen5, REV Gen4	860202636	
 <ul style="list-style-type: none"> • Design delivers extra protection and great style. • Includes interchangeable black/grey colored caps and holding arm. • Compatible with Pivoting Mirror Kit for Handguards (860200893) and LED Signal Lights (860202619). • Sold in pairs. • Does not fit with Medium to Ultra High Windshields (fixed or adjustable). 			
XL TRANSPARENT HANDGUARDS	REV Gen5, REV Gen4	860202617	
 <ul style="list-style-type: none"> • Design delivers extra protection and great style. • Replaces stock flexible or transparent handguards for better wind protection. • Compatible with Pivoting Mirror Kit for Handguards (860200893) and LED Signal Lights (860202619). • Sold in pairs. • Does not fit with Medium to Ultra High Windshields (fixed or adjustable). 			
FLEXIBLE HANDGUARDS	REV Gen5, Youth 120, 200, REV Gen4, XS, XM, XP, XR, XU	860201561 • Black	
 <ul style="list-style-type: none"> • Designed to withstand roll-overs and tough boondocking conditions. • Features smaller size deflector made of flexible material. • Mounts feature a flexible base. • Does not fit with Medium to Ultra High Windshields (fixed or adjustable). • Compatible with Pivoting Mirror Kit for Handguards (860200893) and LED Signal Lights (860202619). 			
FLEXIBLE HOLDING ARM	Flexible Handguards	517306430 • Left 517306431 • Right	
(Not illustrated)	• Replacement part for Flexible Handguards.		
HANDGUARDS	REV Gen5, REV Gen4, XS, XM, XP, XR, XU	860200789 • Clear 860202474 • Dark Smoke	
 <ul style="list-style-type: none"> • Design delivers better protection and great style. • Comes with interchangeable black/grey colored caps. • Appropriate for trail riding. • Sold in pairs. • Does not fit with Medium to Ultra High Windshields (fixed or adjustable). • Compatible with Pivoting Mirror Kit for Handguards (860200893) and LED Signal Lights (860202619). 			
HOLDING ARM	Clear and Dark Smoke Handguards	517305290 • Left 517305293 • Right	
(Not illustrated)	• Replacement part for Clear and Dark Smoke Handguards.		
HANDGUARD EXTENSION KIT	Vehicles with Transparent Handguards or Dark Smoke Handguards	860200781	
 <ul style="list-style-type: none"> • Semi-rigid, won't collapse at high speed. • Delivers additional hand protection from the elements. • Can be installed and removed in seconds. 			

HANDGUARDS

SIGNATURE LED LIGHTS FOR HANDGUARDS

REV Gen4, with Transparent, Dark Smoke or Flexible Handguards

860201587



- Deliver a unique look at night.
- Replace stock handguard cap with LED light.
- Include wiring harness.
- Sold in pairs.

HANDGUARD CAPS

Vehicles with Transparent Handguards, Dark Smoke Handguards or Flexible Handguards

860201344 • Sunburst Yellow / Black

860201345 • Race Orange / Black

860201346 • Black / Grey

860201347 • White / Black

860201648 • Lava Grey

860201457 • Orange Crush / Black

860201649 • Manta Green / Black

860202098 • Octane Blue / Black



- Colored caps let you customize your look.
- Sold in pairs.

HANDLEBAR MUFFS

REV Gen5, REV Gen4 (except Grand Touring 2016 and up)

860202812



- Ultra-warm muffs with faux-fur liner for extreme cold conditions.
- Thermoformed construction allows muffs to keep their shape and provides more space for hand movement.
- Easy to install and remove with gloves on.
- Large transparent section allows visibility of control switches.

Note: Never use handlebar muffs with finger throttle lever.

HANDLEBAR ACCESSORIES

ADJUSTABLE BRAKE LEVER

REV Gen5, REV Gen4

860202222



- Toolless design adjusts easily.
- Shape and size is optimized for 1 or 2 fingers.
- Total adjustment range of 20 mm/0.8".
- Up to 15.5 mm/0.6" closer or 4.5 mm/0.18" farther away vs. standard lever.

BRAKE RESERVOIR GUARD

REV Gen5 (Deep Snow MY24 and prior), REV Gen4 Summit and Freeride

860202519



- Increases impact protection for the brake reservoir.
- Window to see fluid level.
- Cast-aluminum construction.
- Detailed technical finish.

EASY THROTTLE

REV Gen5 (except 600 ACE, 900 ACE and 900 ACE Turbo) (except Neo), REV Gen4 (except 600 ACE, 900 ACE and 900 ACE Turbo) (except Neo)

860202719



- Less hand fatigue.
- Throttle closer to the bars allowing a better grip on the handlebar.
- 20% reduction in pressure to use.
- Included on Neo+.

PERFORMANCE SMALL DIAMETER HANDLEBAR






REV Gen5, REV Gen4

860202722 • Black

860201974 • Silver



- Narrow design used for more agile precise maneuvers found in mountain applications or in trail applications, ideal for smaller hand grip.
- Smaller diameter provides a lighter, easier grip.
- 20 mm [0.79"] grip, 22 mm [0.87"] clamper diameter at riser.
- Less hand fatigue.
- Heater elements and grips included and installed.

DEEP SNOW PERFORMANCE GRIPS	Fits with Performance Small Diameter Handlebar	860202096	
	<ul style="list-style-type: none"> • Aggressive pattern for extra grip. • 20 mm (0.79") inner diameter grip. 		
TRAIL PERFORMANCE GRIPS	REV Gen5, REV Gen4, XM, XS, XU	860201802	
	<ul style="list-style-type: none"> • Aggressive pattern for extra grip. • 22 mm (0.87") inner diameter grip. 		
DEEP SNOW LOW GRAB HANDLE	REV Gen5, REV Gen4	860201975	
	<ul style="list-style-type: none"> • Provides more freedom of movement in active riding. • Standard on Summit X with Expert package 2020 and up. • Standard on Summit and Freeride 2021 and up. 		
GRAB HANDLE	REV Gen5, REV Gen4	860202035	
	<ul style="list-style-type: none"> • Molded rubber grab handle used for side-hilling maneuvers. • Not compatible with Handlebar Bag (860201565). 		
HANDLEBAR PAD	REV Gen5, REV Gen4 – Vehicles without grab handle	860201581	
			

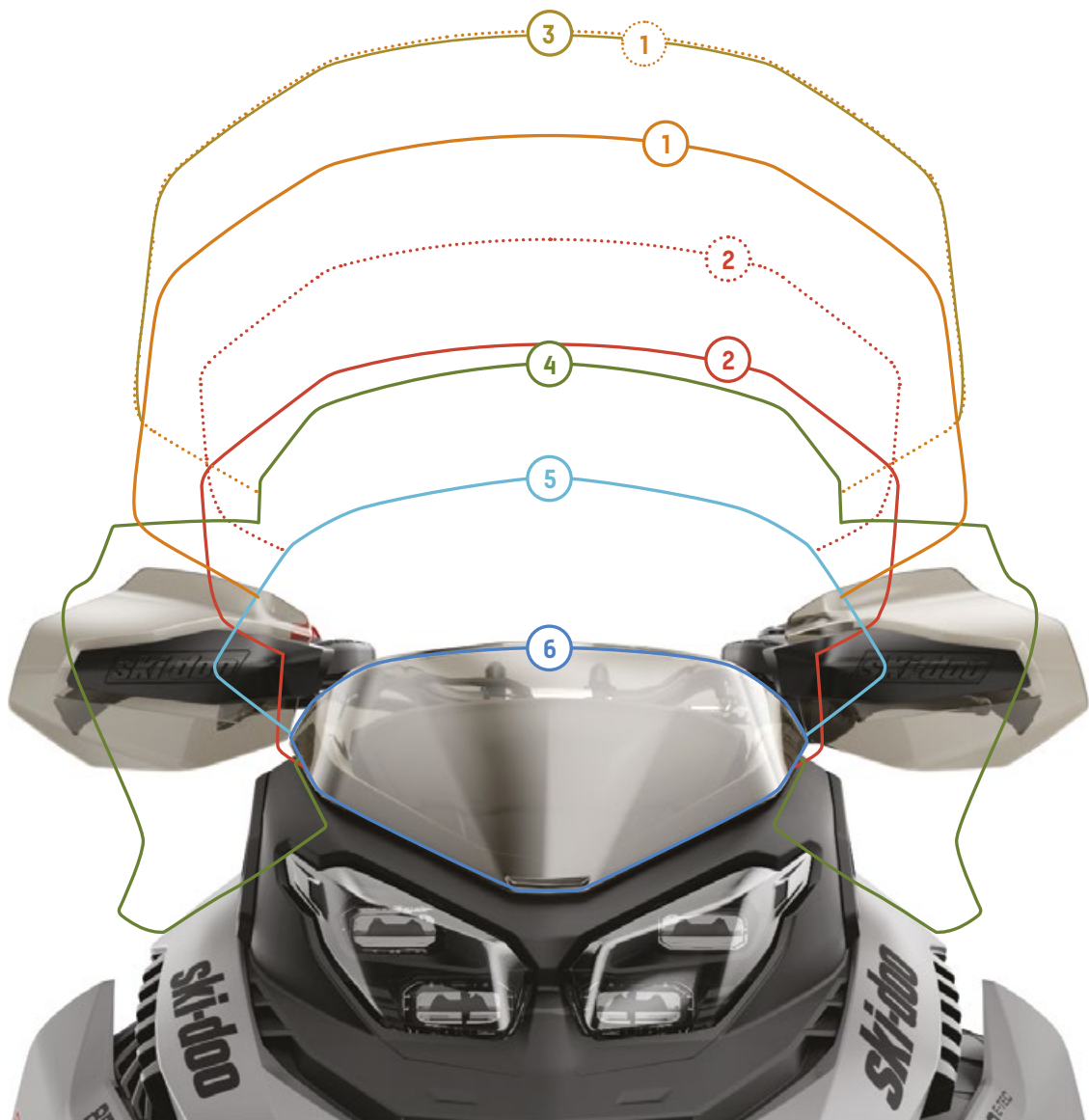
WINDSHIELDS & WIND PROTECTION

// EASILY CHOOSE YOUR IDEAL WINDSHIELD

REV GEN5

ADJUSTABLE WINDSHIELDS		LOWEST POSITION	HIGHEST POSITION
① HIGH TO ULTRA HIGH	860202623	21" (53.5 cm)	25" (63.5 cm)
② MEDIUM TO HIGH	860202615	16" (41.5 cm)	19" (47.5 cm)

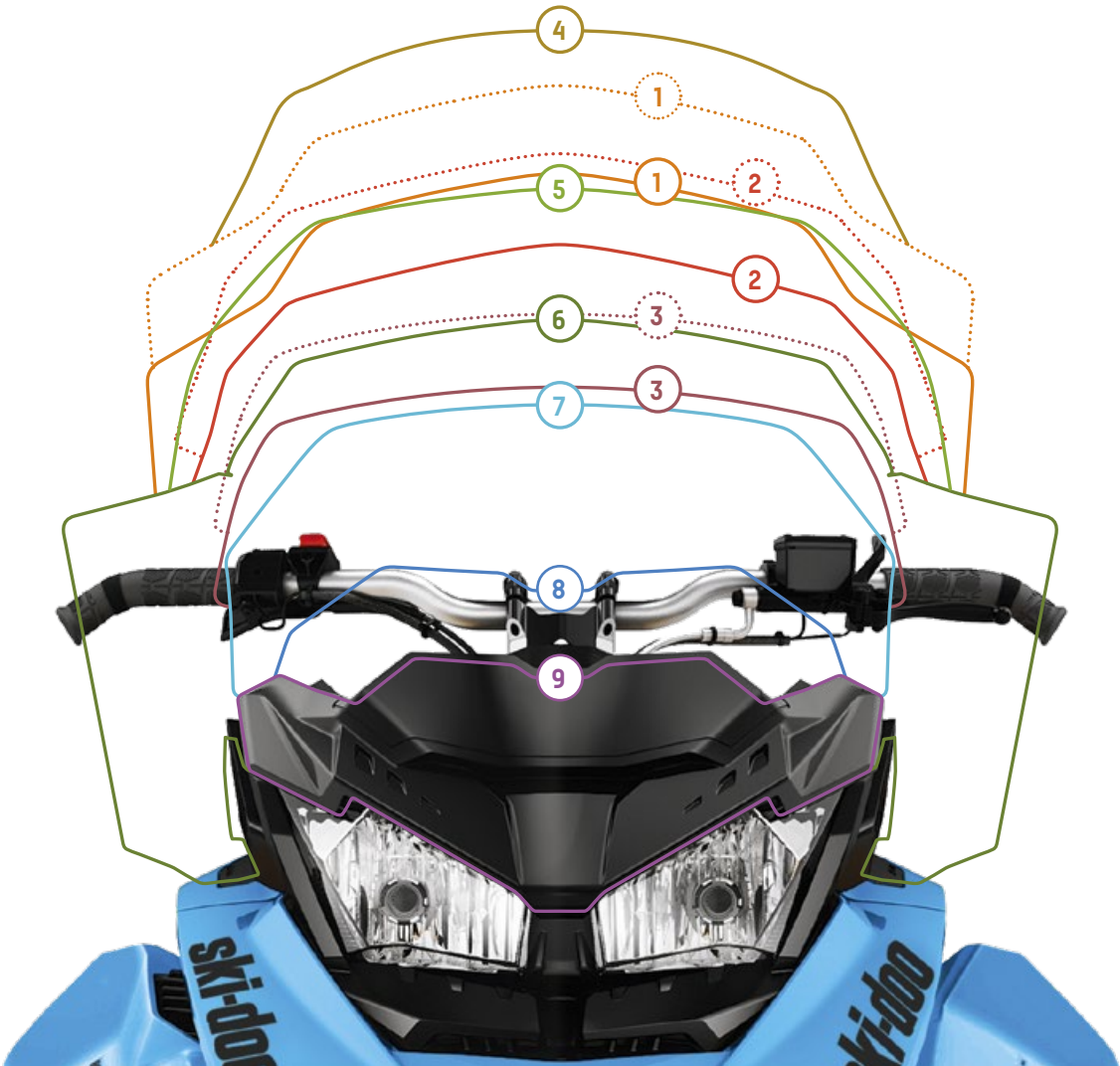
WINDSHIELDS		HEIGHT
③ ULTRA HIGH	860202976	25" (63.5 cm)
④ MEDIUM	860202471 / 860202944	15" (39 cm)
⑤ LOW	860202470 / 860202850	12.5" (32 cm)
⑥ ULTRA LOW	860202624	9" (23 cm)



REV GEN4

ADJUSTABLE WINDSHIELDS		LOWEST POSITION	HIGHEST POSITION
① HIGH TO ULTRA HIGH	860201782	18" (45.5 cm)	20" (51 cm)
② MEDIUM TO HIGH	860201493	16.5" (42 cm)	18.5" (47 cm)
③ LOW TO MEDIUM	860201820	13" (34 cm)	15" (38 cm)

WINDSHIELDS		HEIGHT
④ ULTRA HIGH	860202124	21.5" (55 cm)
⑤ HIGH	860201495	17" (44 cm)
⑥ MEDIUM	860201258	15" (37.5 cm)
⑦ LOW	860201448 / 860202472	13" (32.5 cm)
⑧ ULTRA LOW	860201259	9" (23 cm)
⑨ CENTRAL DEFLECTORS	517305875	7" (17 cm)



REV GEN5

ULTRA LOW WINDSHIELD



REV Gen5 (except Deep Snow)

860202624 • Dark Smoke



- Ultra low height – 9" (23 cm).
- Additional wind protection with integrated style.
- Injection-molded for clarity.
- Includes windshield support.

LOW WINDSHIELD



REV Gen5 (except Deep Snow)

860202470 • Smoke

860202850 • Dark Smoke



- Low height – 12.5" (32 cm).
- Offers additional wind protection with integrated style.
- Injection-molded for clarity and a better finish.
- Includes windshield support.

- Same shape and height as standard on MXZ X and Adrenaline models.
- Pairs perfectly with Windshield Side Deflector Kit (860202469 or 860202849).
- Compatible with handguards and muffs.

LOW WINDSHIELD

REV Gen5 (Deep Snow)

860202602 • Smoke



- Low height – 14" (36 cm).
- Offers additional wind protection with integrated style.
- Compatible with Powder Deflector.

NEW ONE-PIECE SPORT MEDIUM WINDSHIELD

REV Gen5 (except Deep Snow)

860202944 • Smoke



- Compatible with any set of handguards.
- Medium height – 15" (39 cm).
- Offers additional wind protection with integrated style.

- Featuring a one-piece structure with integrated side deflectors.
- Compatible with LED signal lights for Handguards (860202619).

MEDIUM WINDSHIELD



REV Gen5 (except Deep Snow)

860202471 • Smoke



- Medium height – 15" (39 cm).
- Offers additional wind protection with integrated style.
- Injection-molded for clarity.

- Compatible with Windshield-Mount Mirrors (860202679).
- Complete kit includes windshield, side deflectors, windshield support and hardware.
- Not compatible with handguards and muffs.

ADJUSTABLE WINDSHIELD – MEDIUM TO HIGH



REV Gen5 (except Deep Snow)

860202615 • Smoke



- Adjustable range of 16" (41.5 cm) to 19" (47.5 cm).
- Lever allows quick changes to amount of wind protection.
- Compatible with Glove Box Extension (860202436).
- Compatible with Windshield-Mount Mirrors (860202679).

- Includes Windshield Support (517307974).
- Side Deflectors (860202437) required for installation.
- Not compatible with handguards and muffs.

ADJUSTABLE WINDSHIELD – HIGH TO ULTRA HIGH



REV Gen5 (except Deep Snow)

860202623



- Adjustable range of 21" (53.5 cm) to 25" (63.5 cm).
- Single lever allows quick changes to the amount of wind protection.
- Injection-molded for clarity and a better finish.
- Compatible with Glove Box Extension (860202436).

- Compatible with Windshield-Mount Mirrors (860202679).
- Includes Windshield Support (517307974).
- Side Deflectors (860202437) required for installation.
- Not compatible with handguards and muffs.

NEW ULTRA HIGH WINDSHIELD

REV Gen5 (except Deep Snow)

860202976 • Clear



- Ultra high height – 25" (63.5 cm)
- Provides ultimate wind protection, ensuring full coverage.
- Fully covers your handlebars to protect your hands.
- Compatible with Windshield-Mount Mirrors (860202679).
- Not compatible with handguards and muffs.

WINDSHIELD SIDE DEFLECTOR KIT

REV Gen5 (except Deep Snow) for medium and higher windshields

860202437 • Smoke



- Added wind protection for medium and higher height windshields.
- Compatible with Windshield-Mount Mirrors (860202679).

WINDSHIELD SIDE DEFLECTOR KIT

REV Gen5 (except Deep Snow) for low and ultra low windshields

860202469 • Smoke

860202849 • Dark Smoke



- Added wind protection for use with low and ultra low height windshields.
- Compatible with Ultra Low Windshield (860202624) and Low Windshields (860202470, 860202850).

POWDER DEFLECTOR

REV Gen5 (Deep Snow)

860202601 • Smoke



- Deflects snow to the sides and away from the rider's face.
- Compatible with Low Windshield.

WINDSHIELD SUPPORT

REV Gen5 (except Deep Snow) for medium and medium to high adjustable windshield

517307974

**REV GEN4****ULTRA LOW WINDSHIELD**

REV Gen4

860201259 • Smoke



- 9" (23 cm) in height.
- Sporty and aggressive look.
- Windshield support not included.

LOW WINDSHIELD

REV Gen4

860201448 • Smoke

860202472 • Dark Smoke



- 13" (32.5 cm) in height.
- High quality, best durability.
- Includes low windshield support.

REV GEN4

ADJUSTABLE WINDSHIELD
LOW TO MEDIUM

REV Gen4

860201820 • Smoke



- Quickly change your level of wind protection with the flip of a lever.
- Compatible with Glove Box Extension (860201249).
- Adjustable range of 13" (34 cm) to 15" (38 cm).
- Windshield support included.

MEDIUM WINDSHIELD KIT



REV Gen4

860201258 • Smoke



- 15" (37.5 cm) in height.
- Offers a generous amount of protection with integrated style.
- Injection-molded for clarity.
- Compatible with Windshield-Mount Mirrors (860202679).

- Complete kit includes windshield, side deflectors, windshield support and hardware.
- Not compatible with One-Piece Lightweight Hood.

ADJUSTABLE WINDSHIELD
MEDIUM TO HIGH

REV Gen4

860201493 • Smoke



- Quickly change your level of wind protection with the flip of a lever.
- Compatible with Glove Box Extension (860201249).
- Adjustable range of 16.5" (42 cm) to 18.5" (47 cm).
- Side deflectors and windshield support not included.

- Not compatible with One-Piece Lightweight Hood and Handguards.

HIGH WINDSHIELD



REV Gen4

860201495 • Smoke



- 17" (44 cm) in height.
- Side deflectors and windshield support not included. Required for installation.
- Compatible with Windshield-Mount Mirrors (860202679).

- Not compatible with One-Piece Lightweight Hood and Handguards.

ADJUSTABLE WINDSHIELD –
HIGH TO ULTRA HIGH

REV Gen4

860201782 • Smoke



- Quickly change your level of wind protection with the flip of a lever.
- Compatible with Glove Box Extension (860201249).
- Adjustable range of 18" (45.5 cm) to 20" (51 cm).
- Side deflectors and windshield support not included.

- Not compatible with One-Piece Lightweight Hood and Handguards.

ULTRA HIGH WINDSHIELD



REV Gen4

860202124



- New shape.
- 21.5" (55 cm) height.
- Provides maximum wind protection.
- Side deflectors and support not included.
- Compatible with Windshield-Mount Mirrors (860202679).

- Not compatible with One-Piece Lightweight Hood and Handguards.

WINDSHIELD SIDE DEFLECTOR KIT









REV Gen4 – For low and ultra low windshields

860201449 • Smoke



- Increases wind deflection for windshields.
- Compatible with Adjustable Windshield – Low to Medium (860201820).

- Not compatible with One-Piece Lightweight Hood.

WINDSHIELD SIDE DEFLECTOR KIT	REV Gen4 – For low and ultra low windshields	860202473 • Dark Smoke	
	<ul style="list-style-type: none">Increases wind deflection for windshields.Compatible with Adjustable Windshield – Low to Medium (860201820).Not compatible with One-Piece Lightweight Hood.		
WINDSHIELD SIDE DEFLECTOR KIT	REV Gen4 – For medium and higher windshields	860201256 • Smoke	
	<ul style="list-style-type: none">Increased wind deflection for windshields.Compatible with Windshield-Mount Mirrors (860202679).Not compatible with Handguards.		
WINDSHIELD SUPPORT	REV Gen4 – For ultra low and low windshields	517305749 • Black 517306380 • Manta Green 517306375 • Sunburst Yellow	
			
WINDSHIELD SUPPORT	REV Gen4 – For medium and high windshields	517306183 • Black 517306456 • Sunburst Yellow	
	<ul style="list-style-type: none">Not compatible with One-Piece Lightweight Hood.		
CENTRAL DEFLECTOR	 REV Gen4	517305875 • Black 517306432 • Sunburst Yellow 517306433 • Manta Green 517306473 • White Bright 517306697 • Lava Red	517306764 • Orange Crush 517307054 • Labrador Blue 517307061 • Nordic Teal 517307383 • Catalyst Grey
	<ul style="list-style-type: none">7" (17 cm) in height.		
SIDE PANEL DEFLECTOR KIT	REV Gen4 (Wide) 16"	860201879 • Smoke	
	<ul style="list-style-type: none">Added wind protection.Standard on the Grand Touring Limited.		
REV-XS & REV-XM			
ULTRA LOW WINDSHIELD	REV-XM, XS	860200901 • Smoke	
	<ul style="list-style-type: none">8.5" (21.5 cm) in height.		

REV-XS & REV-XM

MEDIUM SPORT PERFORMANCE
FLARED WINDSHIELD

REV-XM, XS

860200696 • Smoke



- 12.5" (32 cm) in height.
- One piece with integrated deflectors.

MEDIUM INJECTED WINDSHIELD
AND SIDE DEFLECTOR KIT

REV-XM, XS

860200759 • Smoke



- 14" (35.5 cm) in height.
- Offers a generous amount of protection with integrated style.
- Medium side deflectors ready to receive Windshield Mirrors (860200694).
- Includes medium windshield support.

HIGH WINDSHIELD

REV-XM, XS

860200928 • Smoke



- 17" (42.5 cm) in height.
- Side deflectors and windshield support not included.

ULTRA HIGH WINDSHIELD

REV-XM, XS

860201185 • Clear



- 20.5" (51.5 cm) in height.
- Our largest sport windshield ever.
- One piece with integrated deflectors.
- Maximum wind protection for extreme cold conditions.

WINDSHIELD SIDE DEFLECTOR KIT

REV-XM, XS – For low and ultra low windshields

860201012 • Smoke

REV-XM, XS – For medium and high windshields

860200912 • Smoke



- Increases wind deflection for windshields.
- Ready for Windshield Mirrors (860200694).

WINDSHIELD SIDE DEFLECTOR KIT

REV-XM, XS – For medium and higher windshields

860201221 • Smoke



- Adds lower body wind protection.
- Ready for Windshield Mirrors (860200694).
- Standard on 2016-2019 Grand Touring Sport.

WINDSHIELD BASE

REV-XM, XS – For ultra low, low
and one-piece windshields

517305403 • Grey

517305617 • Manta Green

517305808 • Sunburst Yellow

517305948 • Lava Red

517305952 • White

860200937 • Black








REV-XM, XS – For medium and high windshields

860200944 • Black



- Colored plastic trim.
- Hardware not included.

REV-XP

ULTRA LOW FIXED WINDSHIELD	REV-XP	860200646 • Smoke with X graphic	
	<ul style="list-style-type: none"> • 7" (18 cm) in height. 		
LOW WINDSHIELD AND SIDE DEFLECTOR KIT	REV-XP	860200545 • Smoke	
	<ul style="list-style-type: none"> • 10.5" (27 cm) in height. • Same complete kit as found on the 2011–2012 X package models. • Retrofittable on earlier REV-XP snowmobile models. • Includes low windshield, side deflector and base kit. 		
MEDIUM WINDSHIELD KIT	REV-XP	860200478 • Smoke	
	<ul style="list-style-type: none"> • 12.5" (31.5 cm) in height. • Includes medium injected windshield, dark smoke side deflector kit and base kit. 		
SPORT PERFORMANCE FLARED WINDSHIELD	REV-XP	860200547 • Smoke	
	<ul style="list-style-type: none"> • 15" (38 cm) in height. • One piece with integrated side deflectors. • Complete with base mounting kit. 		
WINDSHIELD SIDE DEFLECTOR KIT	REV-XP	860200084 • Dark Smoke	
	<ul style="list-style-type: none"> • For medium and high windshields. • Increases wind deflection. 		
WINDSHIELD BASE KIT	REV-XP	860200089 • Black	
	<ul style="list-style-type: none"> • For ultra low and low windshields. • Plastic trim for windshields. 		
WINDSHIELD BASE KIT	REV-XP	860200091 • Black	
	<ul style="list-style-type: none"> • For medium, high and ultra high windshields. • Plastic trim for windshields. 		

REV-XR & REV-XU

EXTRA HIGH ONE-PIECE
WINDSHIELD

REV-XR, XU

860201000 • Clear



- 19" (48 cm) in height.
- One piece with integrated deflectors.
- Maximum wind protection, for extreme cold conditions.
- Ready to receive Windshield-Mount Mirrors (517305787).
- No windshield base required.

WINDSHIELD BASE KIT

REV-XR, XU

860200229 • Black



- For medium and high windshields.
- Black plastic trim.

WINDSHIELD BASE KIT

REV-XR, XU

860200230 • Black



- For extra high and ultra high windshields.
- Black plastic trim.

YOUTH

FLEXIBLE HANDGUARDS

REV Gen5, Youth 120, 200, REV Gen4, XS, XM, XP, XR, XU

860201561 • Black



- Designed to withstand roll-overs and tough boondocking conditions.
- Feature smaller size deflector made of flexible material.
- Mounts feature a flexible base.
- Does not fit with medium to ultra high windshields.
- Fits with Pivoting Mirror Kit for Handguards (860200893).

LOW WINDSHIELD

Youth 120 and 200

860202570 • Clear

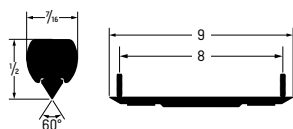


- Low height – 7" (18 cm).
- Offers protection with integrated style.
- Thermoformed-molded for clarity.


CARBIDES

Youth





860202555



- Carbide wear bar for trail riding unstudded to lightly studded sleds.
- 7/16" flat top runner with 4" of 60 degree turning carbide allows for improved handling on icy conditions.
- Hardweld is also added in high-wear areas to prolong runner life.
- Sold in pairs.

REAR WHEEL KIT	Youth 200	7639-963	
	Youth 120	7639-967	
 <ul style="list-style-type: none"> • Additional wheels for the rear suspension for low snow conditions. • Includes wheels and mounts. 			
HEAVY-DUTY SPRING KIT	Youth 120 and 200	8639-208	
<i>(Not illustrated)</i> <ul style="list-style-type: none"> • Higher capacity springs for larger riders. • Maintain handling and comfort as riders grow. 			

MIRRORS

PIVOTING MIRROR KIT FOR HANDGUARDS	Vehicles with Transparent Handguards, Dark Smoke Handguards, Flexible Handguards or XL handguards	860200893	
 <ul style="list-style-type: none"> • Perfectly integrated design and style. • Mirrors fold away when not in use for easy storage or when covering vehicle. • Sold in pairs. 			
WINDSHIELD-MOUNT MIRRORS	REV Gen5 (except Deep Snow), REV Gen4 with medium and higher windshields	860202679	
 <ul style="list-style-type: none"> • Mirror shape creates well integrated look. • Mounts on medium windshield side deflectors and can be adjusted for 1-up or 2-up riding. • Mirrors can fold away when not in use for easy storage or when covering vehicle. 			
WINDSHIELD-MOUNT MIRRORS	REV-XU, XR (with extra high one-piece windshield)	517305787	
 <ul style="list-style-type: none"> • 3" (7.6 cm) round reflector with adjustable angle. 			
MIRROR KIT	REV-XM, XS, XP, XR, XU (with medium and higher windshield side deflectors)	860200694	
 <ul style="list-style-type: none"> • Windshield extension mount design. • Sold in pairs. 			

NEW LIGHT SYSTEM

LED SIGNAL LIGHTS

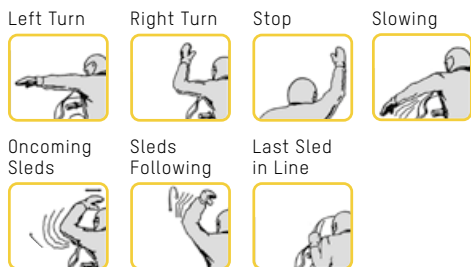
Shedding light on a new, innovative way to communicate with fellow riders on the trail. The LED Signal Lights keep your hands on the handlebars — where they should be. These lights are compatible with many models, stay visible in daylight and give peace of mind and control to all riders. The future of snowmobile communication is here to brighten your adventures.

HANDS-ON COMMUNICATION: HOW IT WORKS

Integrated in the handguard or windshield side deflectors of the sled, the LED Signal Lights use white, amber and green to create four modes and messages to oncoming riders. Whether you want to alert others that more riders are coming, that you're the lone rider, that a hazardous situation is looming or that you're last in the group, all you need is LED Signal Lights. Keeping your hands on the handlebars of your sled creates a safer riding environment for everyone, where messages are clear and all are in control.

LED Signal Lights for Windshield (860202703) are available for windshields! If you're riding with a medium or a higher windshield, you can use this communication system too. Install it on Windshield Side Deflector Kits for medium and higher windshields to communicate with other trail riders in an innovative and confident way.

SNOWMOBILING HAND SIGNALS



3 COLORS, 4 MODES, 1 GIANT LEAP

LED Signal Lights for Windshield
860202703

HOW TO USE IT:

Mode 1:

White running light = default.



Mode 2:

Amber (left side only) =
Caution, riders behind me.



Mode 3:

Green (left side only) =
Beware, I'm the last sled in
the group, or alone.



Mode 4:

Amber (both sides, flashing) =
Caution, there's a hazardous
situation, = or Beware, I've stopped.



> YOU MAY ALSO LIKE

A console with 3 pre-cut holes and covers (860202827)
for easy installation of accessory switches.

RESPONSIBLE RIDERS PRESERVE WINTER PLAYGROUNDS

The Ski-Doo Responsible Rider program empowers riders to be aware of their surroundings. Consider safety, riding etiquette and your environment on every adventure — whether on the trails or in the backcountry. Play your part to preserve our sport for generations to come.

Learn more at ski-doo.com/responsible-rider



LED LIGHTS

LED SIGNAL LIGHTS FOR WINDSHIELD

REV Gen5 (except Deep Snow)

860202703



- LED Signal Light changes color.
- Includes a switch to change modes.
- Signals other riders on the trail:
 - Mode 1 white running light (default mode)
 - Mode 2 amber (left side only): Riders behind
 - Mode 3 green (left side only): Solo rider/end of group
 - Mode 4 both sides flash amber: Caution/hazardous situation
- Installs on Windshield Side Deflector Kit for medium and higher windshields.
- For easier installation, use the Accessory Switch Console with premade hole (860202827).
- Requires Windshield Side Deflector Kit (860202437) for medium and higher windshield if not already installed on your vehicle.
- Sold in pairs.

LED SIGNAL LIGHTS FOR HANDGUARDS

REV Gen5, REV Gen4

860202619



- LED Signal Light changes color mode.
- Include a switch to change modes.
- Signals other riders on the trail:
 - Mode 1 white running light (default mode)
 - Mode 2 amber (left side only): Riders behind
 - Mode 3 green (left side only): Solo rider/end of group
 - Mode 4 both sides flash amber: Caution/hazardous situation
- Compatible with flexible, transparent, dark smoke or XL handguards.
- Retain stock color cap.
- Sold in pairs.
- Require Retrofit Harness (860202740) for installation on REV Gen4.
- For easier installation, use the Accessory Switch Console (860202827).

AUXILIARY LED LIGHT

REV Gen5 (Deep Snow),
REV Gen4 Summit, Freeride and Backcountry X-RS

860202429



- Riser mounted adjustable auxiliary light for sleds.
- Provides 1,375 extra lumens of light.
- Weighs 540 grams.
- Flips up when needed and folds down out of the way when not in use to avoid damage.
- Integrated switch automatically shuts light off when folded down.
- Operates with the high beam switch.
- Compatible only with ultra low windshield on REV Gen5 and REV Gen4.
- Required Harness (515179306) on REV Gen4 Summit, Freeride and Backcountry X-RS.
- Not compatible with Forward Adjustable Riser Kit (860201320).
- Not compatible with Glovebox Extensions (860202072 and 860201249) on REV Gen4.
- Not compatible with Glovebox Extension (860202501) on REV Gen5.

AUXILIARY LED LIGHT HARNESS

REV Gen4 Summit, Freeride, Backcountry X-RS and MXZ Neo

515179306



- Required for Auxiliary LED Light (860202429) use on REV Gen4 Summit, Freeride, MXZ Neo and Backcountry X-RS.

AUXILIARY LED WIDE LIGHT

REV Gen5 (except Deep Snow)

860202428



- Integrated design for factory look.
- LED lights add 2,000 additional lumens in an intense, super-wide fog light-type pattern.
- Covers the dark zone directly in front of the vehicle and to the sides.
- Easy to install with a simple plug-and-play hook-up.

AUXILIARY HI BEAM






REV Gen5 16" (except Deep Snow)

860202430




- LED lamps add 2,750 additional lumens of Hi-Beam light wider and lower than the stock Hi-Beam.
- Easy to install in the nose with a simple plug-and-play hook-up.
- Operates in tandem with the stock Hi-Beam Switch.

LED LIGHTS

AUXILIARY LED LIGHT	REV Gen4 (Wide)	860201650	
	REV Gen4 (Narrow)	860201818	
	<ul style="list-style-type: none"> 8 LEDs provide more than 2,500 additional lumens for an intense super-wide foglight-type pattern. Say goodbye to sacrificing close range lighting when switching to high beams. Easily installs on hood with a simple plug-and-play hook-up. <ul style="list-style-type: none"> Dynamic scoop design integrates perfectly with REV Gen4 platform. Not compatible with One-Piece Lightweight Hood. <p><i>*Auxiliary Light Bracket Kit (860202315) required for installation on 2-stroke models with air radiator.</i></p>		
HIGH BEAM AUXILIARY LED LIGHTS	REV Gen4	860201651	
	<ul style="list-style-type: none"> Increase considerably the stock high beam output. Light covers more distance for great night visibility. Work with existing Auxiliary LED Lights (860201818, 860201650). <ul style="list-style-type: none"> Not compatible with One-Piece Lightweight Hood. 		
NEW UTILITY BUMPER LIGHTS	REV Gen5 (Wide), REV Gen4 (Wide) (except Skandic and Tundra)	860202945	
	<ul style="list-style-type: none"> Fully adjustable left, right, up and down to allow perfect lighting of your work site. Ultra bright 1,800 lumens output. <ul style="list-style-type: none"> Requires HD Full Wrap-Around Modular Front Bumper (860202870, 860202640 or 860202736) for installation on REV Gen5. Requires Auxiliary LED Light Harness (515179306) for installation on REV Gen4 models. 		
FRONT BUMPER LED WORKING LIGHTS	REV Gen4 (Wide) except Tundra and Skandic	860201771	
	<ul style="list-style-type: none"> Adjustable work lights. Perfect for low light tasks. Point the light where you need it. <ul style="list-style-type: none"> Used with Full Wrap-Around Bumpers (860201676, 860201822, 860202027). Sold in pairs with toggle switch. Not compatible with Full Wrap-Around Front Bumpers (860201982, 860201983, 860201984). 		
LinQ WORKING LIGHT	REV Gen5, REV Gen4	860202380	
	<ul style="list-style-type: none"> Convenient LinQ mount with swivel allows you to adjust as needed. Ultra bright 1,000 lumens output. Works when at idle. <ul style="list-style-type: none"> Requires 12 V outlet (860201888) for REV Gen5 20" and 24" and REV Gen4 (Wide) 20" and 24" and 12 V outlet (860202069) for REV Gen4 (Narrow) 16" and Tundra. Requires harness (515179236) for installation on REV Gen5 16" models. Can be installed on the Stackable LinQ Deck (860202746). 		

ELECTRICAL

NEW 10.25" TOUCHSCREEN DISPLAY RELOCATOR	REV Gen5 with 10.25" Touchscreen Display (except Deep Snow)	860202904	
	<ul style="list-style-type: none"> Ideal for people looking to have the display mounted higher on the vehicle. Raises the display by 2.5" to improve screen visibility when riding in a sat down position. Reduces hand reach by 1.5" improving access to the touchscreen. Doubles glovebox storage capacity for a total of 6 liter. <ul style="list-style-type: none"> Sliding door design allows access to full opening of the glovebox. Replaces stock storage compartment cover. Requires a windshield for installation. Retrofit for vehicles with a 10.25" Touchscreen Display. 		

EMBEDDED MAPS	REV Gen5 2023 and up with 10.25" Color Touchscreen Display.	860202727	
	<ul style="list-style-type: none"> • Retrofit for 2023 and 2024 vehicles with a 10.25" Color Touchscreen Display. • Adds GPS tracking. • Adds embedded maps. 	<ul style="list-style-type: none"> • Allows GPS mapping and tracking without a cell phone. • Included on all 2025 models with 10.25 in. Color Touchscreen Display. 	
ACCESSORY SWITCH CONSOLE	REV Gen5	860202827	
	<ul style="list-style-type: none"> • Console ready for electrical switches. • Comes with 3 removable switch hole caps. 		
HEATED VISOR KIT	REV Gen5 REV Gen4 REV-XM, XS, XP, XR, XU Tundra	860202338 860201283 860201234	
	<ul style="list-style-type: none"> • Easy install plug-in for visor kit or heated accessories. • Wiring harness included. 	<ul style="list-style-type: none"> • Standard RCA plug. 	
E LinQ	REV Gen5 (except 600 EFI) REV Gen4 (except Summit, Freeride and 600 EFI)	860202354 860201719	
 	<ul style="list-style-type: none"> • Combines both DESS cord and heated visor/accessory cord into one. • Converts standard DESS cord into a powered cord. • Easy and quick magnetic connection that self locates. • Reduces chances of a broken connector. 	<ul style="list-style-type: none"> • Increases freedom of movement with fewer cords. • Works with any electric helmet and 12 V heated visor. • Maintains power connection 100% of the time. • Supply power up to 3 A. 	860202354 860201719
E LinQ RF DESS KEY	REV Gen5 (except 600 EFI) REV Gen4 (except Summit, Freeride and 600 EFI)	515179017 <i>[Not illustrated]</i> 515178582	
	<ul style="list-style-type: none"> • Sold as replacement part for the E LinQ vehicle connector. 		
DESS CORD HOLDER	REV Gen5, REV Gen4 (except Neo)	278003870	
	<ul style="list-style-type: none"> • Hook currently sold with the E LinQ vehicle connector (860201719). • Sold both as a replacement part for the E LinQ and as an add-on for any DESS cord from the last 10 years. • Allows rider to attach DESS cap to the jacket and provides out-of-the-way convenience when not in use. 		
PROGRAMMABLE RF D.E.S.S.™ KEY	2015 and up vehicles with 600, 900 ACE, 900 ACE Turbo or 1200 engine	860201162 • Green 515178286 • Black	
	<ul style="list-style-type: none"> • Digitally Encoded Security System (D.E.S.S.) key's ball-and-socket design provides the rider with quick and easy start every time. • Anti-theft technology: the key communicates with the vehicle wirelessly so the vehicle starts only when the key code matches the vehicle, for ultimate peace of mind. • Color options facilitate differentiation between the programmed keys. 	<ul style="list-style-type: none"> • Programmable RF D.E.S.S.™ Key can also be programmed to limit the speed of the snowmobile and engine torque, enabling first-time users and less experienced operators to learn how to operate while gaining the necessary confidence and control. 	<i>Speed limitation is available on: 2015 and up 600, 900 ACE, 900 ACE Turbo models and on 2017 and up 1200 engine models.</i>

ELECTRICAL

PROGRAMMABLE D.E.S.S.™ KEY

515178284



- Anti-theft technology, Digitally Encoded Security System (D.E.S.S.) key easily snaps onto the vehicle and provides the rider with quick and easy start every time.
- The key communicates with the vehicle wirelessly so the vehicle starts only when the key code matches the vehicle, for ultimate peace of mind.

- The Programmable D.E.S.S. Key can also be programmed to limit the speed of the snowmobile and engine torque, enabling first-time users and less experienced operators to learn how to operate while gaining the necessary confidence and control.

Speed limitation is available on:
2014 900 ACE engines.

BLOCK HEATER KIT

REV Gen5 (Wide), REV Gen4 (Wide) with 900 ACE Turbo R, 900 ACE Turbo and 900 ACE (2019 and up),

860201671



- Allows easy starts in the coldest of conditions.
- Easy installation.

ELECTRIC STARTER KIT

REV Gen4 (Narrow) (not compatible with SHOT starter)

860201282

REV-XP, XM, XS 600 E-TEC (2009 and up), 800R, 800R E-TEC

860200627

REV-XP with 500 SS, 600 Sport (2009 and up), XP Fan, XU Tundra

860201085



- Starts your sled with the simple push of a button.
- Kit components may vary per model.

USB INTELLIGENT POWER OUTLET KIT

REV Gen5

860202433



- Power all your electronics with this easy to mount USB plug.
- Provides 1 USB-A3.0 and 1 USB-C (PD) plug.
- Power rate: 36 watts.

- Intelligent USB charger for a fast charge when battery is low.
- Installs inside storage compartment.
- Includes wiring harness for installation on REV Gen5 models.

PD: power delivery

USB INTELLIGENT POWER OUTLET KIT

REV Gen4

860202847



- Includes a T Harness.
- Power all your electronics with this easy to mount USB plug.
- Provides 1 USB-A3.0 and 1 USB-C (PD) plug.
- Power rate: 36 watts.
- Intelligent USB charger for a fast charge when battery is low.
- Installs inside storage compartment.

- Glovebox for One-Piece Lightweight Hood (860202193 or 860202572) is necessary if installed on REV Gen4 lightweight hood models.
- Not compatible with 7.8 in. wide LCD color display for REV Gen4.

PD: power delivery

12-VOLT POWER OUTLET KITS

REV Gen5, REV Gen4

860201423

REV-XP, XR, XU Tundra (except standard 2011-2012)

860200196

REV-XM, XS

860200632



- Power up all your electronics with these easy-to-mount 12 V plugs.

- Install inside storage compartment.
- Wiring harness included.

12-VOLT POWER OUTLET REPLACEMENT KIT

861507200



- Wiring harness is not included.

12-VOLT PLUG FOR LinQ MULTI-MOUNT PLATE

REV Gen5 20" and 24", REV Gen4 (Wide) 20" and 24"







860201888

REV Gen4 16"

860202069



- Standard 12 V outlet for the rear of the vehicle.
- Multi LinQ Plate Retrofit Kit (860202133) required for installation on Skandic Sport.

RCA ADAPTOR PLUG KIT		515176794	
	<ul style="list-style-type: none"> • Y plug power splitter lets you connect 2 heating components or 1 heater and 1 electrical visor. 		
RETROFIT HARNESS	REV Gen4	860202740	
	<ul style="list-style-type: none"> • Adaptor to power REV Gen5 accessories on REV Gen4 vehicles. • Converts the 2-pin connector to 3-pin. • Not compatible with Auxiliary LED Light (860202429) on Gen4 because it requires Harness (515179306). 		
ELECTRIC ACCESSORIES WIRING HARNESS	REV-XS, XM, XP, XR, XU Tundra [except Tundra Standard 2011–2012]	860200817	
(Not illustrated)	<ul style="list-style-type: none"> • Electrical kit required when combining multiple accessories. 		
UNIVERSAL GPS SUPPORT KIT	REV-XR, XU	860201018*	
	<ul style="list-style-type: none"> • Kit includes mount, wiring harness and all hardware. • GPS sold separately. • Requires Montana GPS and Support Kit (860201417). 		
AMBIENT AIR AND ENGINE TEMPERATURE MODULE	REV Gen5, REV Gen4 2015 and up REV-XS, XM	860201362	
	<ul style="list-style-type: none"> • Get both outside air and engine temps on your cluster. • Fits both analog and digital multifunction gauge. • Plug-and-play in vehicle harness. 		
*Except fan-cooled engines and 2015 P-TEK.			
YUASA† BATTERIES	MODELS		
	<ul style="list-style-type: none"> • Maintenance free. • No need to add water but periodic charging required when not in use. • Absorbed Glass Mat (AGM) Separators—an advanced battery technology that eliminates the need to ever add water. • Advanced lead-calcium technology—holds its specific gravity more than 3 times longer than conventional lead antimony batteries. 	20 Amps Dry (Y50N18L-A)	410301201
		3 Amps Wet (YTX4L-BS)	410301204
		18 Amps Wet (YTX20L-BS)	410301203
		18 Amps Wet (YTX20HL-PW)	415129898
		21 Amps Wet (YTX24HL-BS)	410922962
		30 Amps. Wet (YIX30L)	515176151
CTEK BRP 5.0 CHARGER		860200997	
	<ul style="list-style-type: none"> • The CTEK Polar MXS 5.0 battery charger is the perfect solution for restoring, charging, and maintaining all types of lead-acid batteries. • The charger is equipped with a cold-resistant rubber cable on both sides. • The maintenance charger ensures the best possible performance and long service life, especially in cold conditions, as the charger's AC and DC cables perform even at temperatures as low as -30°C. • Charger Plug 515178904 not included but is available as a spare part. 		

*While supplies last.

ADJUSTABLE RISERS & EXTENSION KITS

// ADJUSTABLE RISERS

- Instantly modify your handlebar height to adapt to changing riding conditions.
- Utilize the lower position for trail/sit-down riding: extend to maximum height in seconds for stand-up riding.
- No tools required to make the adjustment, just flip the lever.
- Patent pending US20150360713A1.
- Work with all stock cable except MXZ/Renegade/Backcountry 2017–2018.



// FIXED KIT

- Handlebar fixed risers to fit all riding styles.

ADJUSTABLE RISERS

MODELS	PACKAGES	ENGINES	860201834	860201549	
			(125–165 mm)	(155–210 mm)	
SUMMIT	[Adrenaline, Adrenaline with Edge Package, X and X with Expert package] with 120 mm riser [2025 and up]	600R, 850 ETEC, 850TR			
	(Neo) Premium and Base with 120 mm riser [2025 and up]	600 EFI			
	[X] with 120 mm riser [2024]				
	[X with Expert Package] with 120 mm riser [2020 to 2024]	600R, 850 ETEC, 850TR		512061224	
	(Neo) Premium and Base with 120 riser [2023 to 2024]	600 EFI			
	[Adrenaline, Edge and SP] with 165 mm riser [2018 to 2024] [X] with 165 mm riser [2018 to 2023] [Expert] with 165 mm riser [2020]	600R, 850 ETEC, 850TR			
FREERIDE	[X and SP] with 190 mm riser [2017]	600R, 850 ETEC, 850TR	860201880		
	146" – 154" – 165" with 120 mm riser [2025 and up]	600R, 850 ETEC, 850TR			
	146" – 154" – 165" with 120 mm riser [2024]	600R, 850 ETEC, 850TR		512061224	
	146" [2021 to 2023] – 154" – 165" [2018 to 2023] with 165 mm riser	600R, 850 ETEC, 850TR			
	137" – 146" with 145 mm riser [2020 and prior]	600R, 850 ETEC, 850TR			
EXPEDITION	[SE] with 120 mm <i>Forward Adjustable Riser</i>	600R, 850 ETEC, 850TR		512061224	
		600 ACE, 900 ACE, 900T			
		900 Turbo R	512061492		
	[Sport, LE, Xtreme and SWT] with 145 mm riser	600 EFI			
		600R, 850 ETEC, 850TR			
		600 ACE, 900 ACE, 900T			
SKANDIC	[WT, SWT, LE, SE and Sport] with 145 mm riser	900 Turbo R	512061492		
		600 EFI			
		600R, 850 ETEC, 850TR			
TUNDRA	[LT, LE and Sport] with 145 mm riser	600 ACE, 900 ACE, 900T			
		600 EFI			
		600R, 850 ETEC, 850TR			
BACKCOUNTRY	[X, X-RS, Sport and Adrenaline] with 120 mm riser [2025 and up]	600 ACE, 900 ACE, 900T			
		600 EFI			
	[Backcountry, X, X-RS, Sport and Adrenaline] with 120 mm riser [2024 and prior]	600R, 850 ETEC, 850TR		512061224	
		600 EFI			
RENEGADE	[Sport] with 120 mm riser	600R, 850 ETEC, 850TR			
		600 ACE, 900 ACE, 900T			
		900 Turbo R	512061492		
	[Adrenaline, Adrenaline with Enduro package and Sport] with 120 mm riser [2025 and up]	600R, 850 ETEC, 850TR			
		600 ACE, 900 ACE, 900T			
		900 Turbo R	512061492		
	[X and X-RS] 137" with 120 mm <i>Forward Adjustable Riser</i>	600R, 850 ETEC, 850TR	860201880*	512061224	
		600 ACE, 900 ACE, 900T			
		900 Turbo R	512061492		
	[Adrenaline and Enduro] with 120 mm riser [2024 and prior]	600R, 850 ETEC, 850TR	860201880*	512061224	
		600 ACE, 900 ACE, 900T			
		900 Turbo R	512061492		
MXZ	[Sport] with 95 mm riser [2024 and up]	600 EFI			
		600R, 850 ETEC, 850TR		512061224	
	[Adrenaline, Adrenaline with Blizzard Package, Blizzard, X, X-RS and X-RS with Competition Package] with 95 mm riser [2023 and up]	600R, 850 ETEC, 850TR			
		600 EFI			
	[Neo] Premium and Base with 120 mm riser [2025 and up]	600R, 850 ETEC, 850TR			
		600 EFI			
	[Sport] with 120 mm riser [2023 and prior]	600R, 850 ETEC, 850TR	60201880*	512061224	
		600R, 850 ETEC, 850TR	60201880*	512061224	
GRAND TOURING	[Sport and LE] with 120 mm riser	600R, 850 ETEC, 850TR			
		600 ACE, 900 ACE, 900T			
	[Limited, Luxury and LE with Platinum Package] with 120 mm <i>Forward Adjustable Riser</i>	900 Turbo R	512061492		
		600R, 850 ETEC, 850TR		512061224	
		600 ACE, 900 ACE, 900T			

Stock on vehicle.

No further requirement.

Must order indicated cable.

No fit, no adequate cable available.

*Only for 2017 and 2018.



FIXED RISERS								FORWARD ADJUSTABLE RISER	EXTENSION FOR FORWARD ADJUSTABLE RISER
	860202815	860201944	860201427	860201718	860201632	860201428	860201560	860201320	860201836
	(70 mm)	(95 mm)	(120 mm)	(145 mm)	(165 mm)	(190 mm)	(210 mm)	(120 mm) (riser)	(45 mm)
	860201880	860201880							
	512061367	512061367							
						512061066	512061066		
				512061442	512061442				
	860201880	860201880							
	860201880	860201880	860201880	860201880					
	860201880	860201880							
						512061066	512061066		
	860201880	860201880							
	860201880	860201880							
						512061066	512061066		
					512061492				
	512061367	512061367						512061367	
	860201880	860201880						860201880	860201880
					512061492				
	512061367	512061367						512061367	
	860201880	860201880						860201880	860201880
	512061367	512061367						512061367	
	512061367	512061367						512061367	
	860201880	860201880						860201880	860201880
				512061442	512061442				
				512061442	512061442				
						512061066	512061066		
	860201880	860201880						860201880	860201880
					512061492				
				860201880*	860201880*	512061066	512061066		860201880*
					512061492				
				860201880*	860201880*	512061066	512061066		860201880*
					512061492				
				512061442	512061442				
						512061066	512061066		
	512061367	512061367						512061367	
				512061442	512061442				
				860201880*	860201880*	512061066	512061066		860201880*
				860201880*	860201880*	512061066	512061066		860201880*
				512061442	512061442				
					512061492				
						512061066	512061066		
					512061492				

ADJUSTABLE RISERS & EXTENSION KITS

EXTENSION KIT FOR STRAIGHT HANDLEBAR

REV-XS [except Grand Touring and Expedition], XR, XP, XU Tundra
REV-XS Renegade Backcountry (2011 and up) with 6.3" (160 mm) riser block







860200820 • 6.3" (160 mm)
860200821 • 8" (205 mm)

- Handlebar Extension Kit to fit all riding styles.
- Works with all stock wiring and cables.










BUMPERS, HITCHES & WINCHES







BUMPERS

ADVENTURE FRONT PLATE	REV Gen5, REV Gen4 [except Skandic and Tundra]	860202563 • Manta Green 860202328 • Black	860202411 • Neo Yellow 860202410 • Spartan Red	
<div></div> <div><ul style="list-style-type: none">• Between a bumper and a skid plate.• Made of stacked lightweight aluminum plates.• Adds a visual impact and extra protection.• Requires XC Cast or Heavy-Duty Front Bumper.• Required for Full Wrap-Around Front Bumper installation.</div>				
XC CAST FRONT BUMPER	REV Gen5, REV Gen4 [except Skandic and Tundra]	860202327		
<div></div> <div><ul style="list-style-type: none">• Add extra protection and attitude with this bumper.• Lightweight cast aluminum heat treated construction.• Works with or without the Adventure Front Plate.• Works with all skid plates.</div>				
ADVENTURE FRONT BUMPER	REV Gen4 [Narrow] [except Neo]	860201511 • Black / White* 860201474 • White / Black* 860201599 • Green / Black* 860201681 • Black / Black*	860201898 • Lava Red / Black* 860201897 • Octane Blue / Black* 860202135 • Yellow / Black*	
<div></div> <div><ul style="list-style-type: none">• Made of stacked lightweight aluminum plates.• Makes a visual impact and provides added protection.• Not compatible on vehicle equipped with SAS suspension.</div>				
FRONT BUMPER	REV Gen4 [Narrow]	502007460 • Black		
<div></div> <div><ul style="list-style-type: none">• Easy-install bumper changes the appearance of your sled in minutes.</div>				
FRONT BUMPER	REV-XM, XS	860201175 • Sunburst Yellow 860201168 • Orange Crush	860201167 • Black 860201173 • Manta Green	
<div></div> <div><ul style="list-style-type: none">• Easy-install bumper changes the appearance of your sled in minutes.</div>				
XC FRONT BUMPER	REV-XM, XS	860201318 • Black		
<div></div> <div><ul style="list-style-type: none">• The ultimate front protection for your sled, providing additional front and lateral protection.• Large center grab area for additional leverage.• Heavy-duty performance with lightweight aluminum construction.</div>				

*While supplies last.








NEW HD FULL WRAP-AROUND MODULAR FRONT BUMPER	REV Gen5 (Wide) 16"	860202870*	
	REV Gen5 20"	860202640	
	REV Gen5 24"	860202736	
	 <ul style="list-style-type: none"> A modular bumper system that allows for additional lateral and front protection, giving you the ability to choose between a standard central front bumper or a 1.25" receiver hitch. Rugged steel tubes add protection while maintaining access to side panels. Center HD Front Bumper Tube (860203012) or Center HD Front Bumper Hitch Mount (860202881) required for installation. Not compatible with Driver Footrests (860201932, 860201613, 860201614) and Lateral Footplates (860202656). <p><i>*The Heavy-Duty Front Bumper (860201819) is required to install the HD Full Wrap-Around Modular Front Bumper on the 16".</i></p>		
NEW CENTER HD FRONT BUMPER HITCH MOUNT	REV Gen5 (Wide)	860202881	
	<ul style="list-style-type: none"> Allows installation of 1.25" draw bar or Multi-Mount HD 2500 Winch (860200992) on front of the sled. Receiver is used in conjunction with HD Full Wrap-Around Modular Front Bumper (860202870, 860202640 or 860202736). The wrap-around bumper system is designed so you can choose between installing a Center HD Front Bumper (860203012) or a Center HD Front Bumper Hitch Mount (860202881). 		
NEW CENTER HD FRONT BUMPER	REV Gen5 (Wide)	860203012	
	<ul style="list-style-type: none"> Standard front tube assembly is used in conjunction with HD Full Wrap-Around Modular Front Bumper (860202870, 860202640 or 860202736). The wrap-around bumper system is designed so you can choose between installing a Center HD Front Bumper (860203012) or a Center HD Front Bumper Hitch Mount (860202881). 		
FULL WRAP-AROUND FRONT BUMPER	REV Gen4 (Wide) 24" Skandic	860201984	
	REV Gen4 (Wide) 16" Tundra	860201982*	
	REV Gen4 (Wide) 20" Skandic	860201983**	
	 <ul style="list-style-type: none"> Modular full wrap-around front bumper system. Tubular steel construction for strength on mid section. Protects side panels while still allowing access to them. <p><i>*Heavy-Duty Front Bumper (860202198) required for installation. **Requires Heavy-Duty Front Bumper (860202198) for Skandic Sport.</i></p>		
1 1/4" FRONT RECEIVER	REV Gen4 (Wide) Skandic and Tundra	860201991	
	<ul style="list-style-type: none"> Receiver for use with wrap-around front bumpers for LTS suspension models. Allows use of 1 1/4" draw bar on front of sled. 		
SIDE PANEL PROTECTORS	REV Gen4 (Wide) Tundra, 20" Skandic	860202199	
	<ul style="list-style-type: none"> Use with Full Wrap-Around Front Bumper (860201982 or 860201983). Strong steel construction. Protect side panels and hood. Both swing out of the way for easy access. Clean, rugged look. 		
FULL WRAP-AROUND FRONT BUMPER	REV Gen4 (Wide) 24" Expedition	860202027*	
	REV Gen4 (Wide) 20" Expedition	860201822	
	REV Gen4 (Wide) 16"	860201676**	
	 <ul style="list-style-type: none"> Modular full wrap-around front bumper system. Lightweight tubular steel construction for strength on mid section. Protects front and side panels while still allowing access to them. Requires Adventure Front Plate Bumper (860202563, 860202328, 860202411, 860202643 or 860202410) and Heavy-Duty Front Bumper (860201819) for installation. <p><i>*Not compatible with Side Panel Protectors (860201677). **Not compatible with Driver Footrest (860201932, 860201613, 860201614) and Lateral Footplates (860202656).</i></p>		







*While supplies last.

SIDE PANEL PROTECTORS	REV Gen4 (Wide) 16", REV Gen4 Expedition 20"	860201677	
	<ul style="list-style-type: none"> Attaches to Full Wrap-Around Front Bumper (860201822 and 860201676). Lightweight aluminum construction. Provides protection to side panels and hood. Swings out of the way for easy access. Rugged look. 		
HEAVY-DUTY FRONT BUMPER	REV Gen5, REV Gen4 (Wide) [except Skandic and Tundra] REV Gen4 (Wide) Tundra and Skandic	860201819 860202198	
	<ul style="list-style-type: none"> Reinforced lightweight aluminum construction. Required for the installation of Full Wrap-Around Front Bumpers (860201676, 860201822 and 860202027) or HD Full-Wrap-Around Modular Front Bumper (860202870, 860202640 and 860202736). Standard on REV Gen5 (Wide) Renegade Enduro, REV Gen4 (Wide) Renegade Enduro, Expedition LE and Expedition SE. 		
1 1/4" TRAILMAKER FRONT BUMPER RECEIVER	REV Gen4 (Wide) 20" and 24" [except Skandic]	860201825	
	<ul style="list-style-type: none"> Receiver for use with Full Wrap-Around Front Bumper (860201822 and 860202027). Allows use of 1 1/4" draw bar on front of sled. 		
HEAVY-DUTY FRONT BUMPER WITH 2" RECEIVER	REV-XU Skandic	860200987	
	<ul style="list-style-type: none"> Increases front protection. Integrated 2" Multi-Mount Receiver. Works with 2" Multi-Mount Drawbar (860201117) and Multi-Mount Winch (860200992). Note: Not compatible with Prefilter Grille Kit (860201152). 		
FULL WRAP-AROUND FRONT BUMPER	REV-XU Tundra	860200572*	
	<ul style="list-style-type: none"> Full 1.25" [3.8 cm] diameter heavy-duty steel wrap-around model. Delivers added protection to front of sled and side panels. Attaches to existing bumper and footrests. 		
EXTRA FRONT BUMPER	REV-XU Skandic	860200561	
	<ul style="list-style-type: none"> Heavy-duty front bumper. 		

*While supplies last.

BUMPERS

ADVENTURE REAR BUMPER	REV Gen5 Neo 120", REV Gen4 Neo 120"	860202224 • Neo Yellow/Black	
	<ul style="list-style-type: none"> • Stunning style that matches the Adventure Front Plate. • Constructed with a combination of lightweight extruded and heat treated cast aluminum for strength – like the XC Cast Bumper. 		
ADVENTURE REAR BUMPER 16"	REV Gen5, REV Gen4 – 129"	860202412 • Black / Black 860202396 • Neo Yellow	860202540 • Spartan Red
	<ul style="list-style-type: none"> • Stunning style that matches the Adventure Front Plate. • Constructed with a combination of lightweight extruded and heat treated cast aluminum for strength – like the XC Cast Bumper. 		
ADVENTURE REAR BUMPER 16"	REV Gen5, REV Gen4 – 137" and 146" with short tunnel	860202397 • Black / Black 860202398 • Neo Yellow	860202658 • Orange Crush 860202539 • Spartan Red
	<ul style="list-style-type: none"> • Stunning style that matches the Adventure Front Plate. • Constructed with a combination of lightweight extruded and heat treated cast aluminum for strength – like the XC Cast Bumper. • Compatible with LinQ Snowboard/Ski. 		
ADVENTURE REAR BUMPER 16"	REV Gen5, REV Gen4 – 146" and 154" with short tunnel	860202400 • Black / Black	860202401 • Neo Yellow 860202543 • Spartan Red
	<ul style="list-style-type: none"> • Stunning style that matches the Adventure Front Plate. • Constructed with a combination of lightweight extruded and heat treated cast aluminum for strength – like the XC Cast Bumper. • Compatible with LinQ Snowboard/Ski. 		
ADVENTURE REAR BUMPER 16"	REV Gen5, REV Gen4 – 154" and 165" with short tunnel	860202340 • Black / Black 860202402 • Neo Yellow	860202754 • Orange Crush 860202542 • Spartan Red
	<ul style="list-style-type: none"> • Stunning style that matches the Adventure Front Plate. • Constructed with a combination of lightweight extruded and heat treated cast aluminum for strength – like the XC Cast Bumper. • Compatible with LinQ Snowboard/Ski. 		
ADVENTURE REAR BUMPER 16"	REV Gen5, REV Gen4 – 165" and 175" with short tunnel	860202403 • Black / Black 860202562 • Manta Green	860202404 • Neo Yellow 860202755 • Orange Crush 860202541 • Spartan Red
	<ul style="list-style-type: none"> • Stunning style that matches the Adventure Front Plate. • Constructed with a combination of lightweight extruded and heat treated cast aluminum for strength – like the XC Cast Bumper. • Compatible with LinQ Snowboard/Ski. 		
ADVENTURE REAR BUMPER 16"	REV Gen4 – 129"	860202317 • Black / Black*	
	<ul style="list-style-type: none"> • Matches the Adventure front bumper. • Stunning style and construction. • Made of lightweight stacked aluminum plates. 		

ADVENTURE REAR BUMPER 16"		REV Gen4 154" and 165" with short tunnel	860202151 • Black / Black*	860202159 • Black / Lava Red*	
		<ul style="list-style-type: none">• Matches the Adventure front bumper.• Stunning style and construction.• Made of lightweight stacked aluminum plates.			
ADVENTURE REAR BUMPER 16"		REV Gen4 165" and 175" with short tunnel	860202152 • Black / Black *		
		<ul style="list-style-type: none">• Matches the Adventure front bumper.• Stunning style and construction.• Made of lightweight stacked aluminum plates.			
HEAVY-DUTY REAR BUMPER		REV Gen4 16"-146"	860201610 • Black		
		REV Gen4 16"-154"	860201726 • Black		
		REV Gen4 16"-165"	860201727 • Black		
		REV Gen4 16"-175"	860201467 • Black*		
		<ul style="list-style-type: none">• Premium finish heavy-duty aluminum bumper for REV Gen4 platform.• Does not detract from deep snow performance.• Cannot be used on vehicles with short tunnel.			
REAR BUMPER		REV Gen5 (Narrow), REV Gen4 (Narrow) 129"	518328745 • Black		518329152 • White*
		REV Gen5, REV Gen4 (Narrow) 137"	518328746 • Black		
		REV Gen5 (Narrow), REV Gen4 (Narrow) 146"	518329553 • Black		
		REV Gen5 (Narrow), REV Gen4 (Narrow) 154"	518328501 • Black		
		REV Gen5, REV Gen4 (Narrow) 165"	518328697 • Black		
		REV Gen4 (Narrow) 175"	518328834 • Black		
		REV Gen4 (Wide) – Tundra 137"	518330033 • Black		
		<ul style="list-style-type: none">• Easy-install bumper changes the appearance of your sled in minutes.• Cannot be used on vehicles with short and super short tunnel.			
REAR BUMPER		REV-XP, XR, XS (120" and 137")	518325481 • Black		
		<ul style="list-style-type: none">• Easy-install bumper changes the appearance of your sled in minutes.			
XU HEAVY-DUTY REAR BUMPER		XU Skandic SWT, XU Expedition SWT	860201106 • Aluminum		
		XU Skandic WT, Expedition SE, LE, Xtreme 2019 and prior	860200991 • Aluminum*		
		<ul style="list-style-type: none">• Ready to accept 2" Receiver (860201062).• Essential for modular towing options.• Provides complete rear protection.• Works hard during intense use.• Features convenient hand-gripping area.			

*While supplies last.

BUMPERS

HITCH REAR BUMPER	REV Gen5, REV Gen4 16" – 129"	860201433 • Black	
	REV Gen5, REV Gen4 16" – 137"	860201471 • Black	
	REV Gen5, REV Gen4 16" – 146"	860201612 • Black	
	REV Gen5 16", REV Gen4 16" – 154"	860201250 • Black	
	REV Gen5, REV Gen4 16" – 165"	860201424 • Black	
	REV Gen4 16" – 175"	860201472 • Black	



- Required for hitch use.
- Easy attachment with no cutting or drilling.
- Can be used with the LinQ Snowboard/Ski Rack (860202741).
- Does not fit with vehicles with short and super short tunnel.

HITCH REAR BUMPER FOR SHORT TUNNEL	REV Gen5 (Deep Snow) and REV Gen4 short tunnel – 146"	860202647	
	REV Gen5 (Deep Snow) with super short tunnel – 154"	NEW 860203052	
	REV Gen5 (Deep Snow) and REV Gen4 short tunnel – 154"	860202646	
	REV Gen5 (Deep Snow) with super short tunnel – 165"	NEW 860203053	
	REV Gen5 (Deep Snow) and REV Gen4 short tunnel – 165"	860202648	
	REV Gen5 (Deep Snow) and REV Gen4 short tunnel – 175"	860202649	



- Required for hitch use and towing.
- Easy mounting with no cutting.
- Also reinforces the tunnel.
- Can be used with the LinQ Snowboard/Ski Rack (860202741).

HITCH REAR BUMPER	REV-XP, XM – 146"	860200953 • Black	
	REV-XP, XM – 154"	860200954 • Black	
	REV-XP, XM – 163"	860200955 • Black	
	REV-XP, XM – 174"	860201135 • Black	



- Heavy-duty aluminum bumper for hitch applications.
- Easy attachment with no cutting or drilling.
- Doesn't fit Grand Touring SE, LE.

HITCH REAR BUMPER	REV-XS, XR, XP – 120" and 137"	860200952 • Black	
	REV-XS MXZ – 129"	860201306 • Black	
	REV-XS Renegade X-RS, XM Freeride, XU Tundra – 137"	860201307 • Black	
	REV-XS, XP, XR, XU Tundra – 120" and 137"	860200803 • Black*	



- Heavy-duty aluminum bumper for hitch applications.
- Easy attachment with no cutting or drilling.
- Doesn't fit Grand Touring SE, LE.
- **Does not fit on 137" Freeride.*

HEAVY-DUTY HITCH REAR BUMPER	REV Gen5 24", REV Gen4 (Wide) 24"	860201942	
	REV Gen5 20", REV Gen4 (Wide) 20"	860201795	



- Essential for modular towing options.
- Provides complete rear protection.
- Features convenient hand-gripping area.
- Adds towing capacity of 300 lb (136 kg), up to 1,500 lb (680 kg) total.
- 1 1/4" hitch receiver included.

HITCHES

C-TYPE HITCH	REV Gen5 16", REV Gen4 16", XP, XR, XS, XM, XU Tundra	860201381	
---------------------	---	------------------	--



- Heavy-duty C-type hitch works in conjunction with hitch rear bumper.

TONGUE TYPE HITCH	REV Gen5 16", REV Gen4 16", XP, XR, XS, XM, XU Tundra	860200902	
	<ul style="list-style-type: none"> Heavy-duty tongue type hitch works in conjunction with hitch rear bumper. 		
HEAVY-DUTY TONGUE HITCH	REV Gen5 20" and 24", REV Gen4 20" and 24", XU 20" and 24"	860201023 • Grey	
	<ul style="list-style-type: none"> Cast stainless steel construction. Mounting pattern for Heavy-Duty Hitch Rear Bumpers and Multi-Mount Drawbars. Fits on Heavy-Duty Rear Bumper 20" and 24" [860201795, 860201942] Fits on Multi-Mount Drawbar. 		
HITCH TONGUE		511000521	
	<ul style="list-style-type: none"> Easily transforms the C-Type Hitch [860201381] into a tongue-type hitch. 		
1¼" TRAILER HITCH	REV Gen5 Expedition Xtreme, REV Gen4 Expedition Xtreme and Skandic Sport	860202062	
	<ul style="list-style-type: none"> Allowing quick switching of towing hook-ups or winch use. Stock on REV Gen4 Expedition LE, SE. 		
1¼" MULTI-MOUNT DRAWBAR WITH NEW HITCH PIN	Fits on 1¼" Trailer Hitch [860202062] and Front Receiver [860201991, 860201825]	860202579	
	<ul style="list-style-type: none"> Allows quick installation and removal of different towing platforms. Use with tongue or J-hook style hitches as needed. 		
2" MULTI-MOUNT DRAWBAR	Fits on XU with Rear 2" Receiver [860201062] or Heavy-Duty Front Bumper [860200987]	860201117	
	<ul style="list-style-type: none"> Allows quick installation and removal of different towing platforms. Compatible with J-Hitch [860201142] and Heavy-Duty Tongue Hitch [860201023]. 		
FRONT & REAR HITCH DRAWBAR	Fits on XU Rear 2" Receiver [860201062] or Heavy-Duty Front Bumper [860200987]	715008350	
	<ul style="list-style-type: none"> Fits 2" receiver hitch. Hitch ball not included. 		
J-HITCH	REV Gen5 20" and 24", REV Gen4 20" and 24", XU 20" and 24"	860201142	
	<ul style="list-style-type: none"> Fits on Heavy-Duty Rear Bumper 20" and 24" [860201795, 860201942]. Fits on Multi-Mount Drawbar [860202579, 860201117]. Spring-loaded latch system for quick, secure hook-up. 		

*While supplies last.

ACCESSORIES

2" RECEIVER FOR HEAVY-DUTY REAR BUMPER

Fits on XU Heavy-Duty Rear Bumpers WT (860200991) or SWT (860201106)

860201062



- Easy installation.
- Standard 2" size for wide compatibility.
- Allows quick switching of towing hook-ups or winch use.
- Does not fit with stock tongue hitch 2016–2018.

MULTI-MOUNT HD 2500 WINCH

REV Gen5 20" and 24", REV Gen4 (Wide) 20" and 24"

860202331

Expedition and Skandic XU

860200992*



- Integrated carry handle, to easily manage winch, mounting.
- Side Tunnel mount for easy access and secure storage.
- Ergonomic clutch handle.
- Rugged all-steel gears and bushings, provides more torque and longer life.
- Automatic 100% load-holding brake.
- Sealed solenoid for all-weather protection.
- Weather-sealed handlebar mounted switch.
- Corded 10 ft. (3 m) weather sealed hand-held remote.
- Pulling strength capability of 2,500 lb (1,134 kg).
- 50 ft. of 3/16" (15.2 m of 4.8 mm) wire steel cable.
- Heavy-duty 4-way roller fairlead.
- EC compliant.
- Fits Heavy-Duty Hitch Rear Bumper (860201795) and 1 1/4" Trailer Hitch Receiver.

HAWSE GUIDE

860201143



- Replaces Roller Fairlead for longer cable life.
- For use with synthetic cable only.
- Replaces Roller Fairlead when Synthetic Cable (715004254) is installed.

SLEIGH, RACKS & HOLDERS

SLEIGH

LinQ SLEIGH

Fits on vehicles equipped with Tongue Hitch

860202569



- Comes with an easy to retract protective cover that prevents snow intrusion while still allowing the installation of LinQ accessories on the sleigh top.
- LinQ accessories can be installed on top and inside (LinQ Cargo Base Kit not included).
- Made of high-molecular-weight polyethylene.
- 2-part removable cover.
- Rain resistant.
- Carbide ready (860201044).
- Slots for dividers precast in. (Dividers not included.)
- Dimensions 81" (206 cm) L x 33" (84 cm) W x 21" (54 cm) H.
- Volume 485 L (110 US gallon, 29 597 cu in).
- Weight capacity: 750 lb (340 kg) TOTAL (including top); max on top 75 lb (34 kg).
- Spring dampened pull bar.

RACKS


STACKABLE LinQ DECK

REV Gen5 20" and 24", REV Gen4 (Wide) 20" and 24"






860202746




- Doubles the LinQ mounting surface area of the tunnel positions 1 and 2.
- Top deck maximum weight capacity: 50 lb (22 kg), total tunnel weight capacity with Stackable LinQ Deck installed: 100 lb (44 kg).
- Steel and aluminum structure is covered with polypropylene for long life.
- Eight LinQ attachment points for single mount accessories like LinQ Tool Holder (860201846) and LinQ Working Light (860202380).
- Lever operated latch opens/closes the deck.
- Equipped with a gas strut that holds the deck open for easier access to cargo underneath.
- Reinforcement kit included to give extra protection to the Cargo Rack Kit when Stackable LinQ Deck is installed.
- Ability to leave equipment installed on the top deck when there is no passenger seat installed.
- Requires LinQ Cargo Base Kit (860201806) for installation of an accessory using position 2 on top of the Stackable LinQ Deck.
- Requires installation of Cargo Rack Kit (860202245) for Expedition Xtreme and Skandic Sport.
- We recommend changing the stock rear springs for stiffer springs when installing the Stackable LinQ Deck.

LinQ SNOWBOARD/SKI RACK	REV Gen5 16", REV Gen4 16", 146" and longer (except Expedition Sport) Fits short and super short tunnel	860202741	
	<ul style="list-style-type: none"> • Newly redesigned. • Simpler, quicker and easier way to attach skis or snowboards. • Fits 2 snowboards or 1 pair of skis and poles. • Easy to adjust from skis to boards and back in seconds. • Fits all sizes of skis, snowboards and snowsurfs. • Easy release straps can be operated with gloves on. 		
LinQ SNOWBOARD/SKI RACK REINFORCEMENT KIT	Fits with LinQ Snowboard/Ski Rack (860202741) except Expedition Sport, Tundra LT, Tundra LE and super short tunnel	860202742	
	<ul style="list-style-type: none"> • Required to install the LinQ Snowboard/Ski Rack (860202741) with the stock rear bumper. • Adds strength and support to the tunnel. 		
PROTECTIVE DECAL FOR LinQ SNOWBOARD/SKI RACK		516006982	
<i>(Not illustrated)</i>		<ul style="list-style-type: none"> • To protect your tunnel from ski tip scratches when using the LinQ Snowboard/Ski Rack. 	
LinQ REAR CARGO RACK	REV Gen5 20" and 24", REV Gen4 (Wide) 20" and 24"	860201800	
	<ul style="list-style-type: none"> • Replaces passenger seat for extra cargo capacity. • Simple attachment. • Retains underseat access with clever hinge system. • Allows use of more LinQ bags. • Works even when the Stackable LinQ Deck (860202746) is installed. 		
LinQ REAR CARGO RACK	REV-XU Skandic and Expedition	860200914	
	<ul style="list-style-type: none"> • Provides mounting point for LinQ Cargo Base Kit (860201806). • Compatible with LinQ fuel caddies and tunnel bags. • Easily interchangeable with passenger seat. • Provides additional cargo space. 		
CARGO RACK KIT	REV Gen4 146" Backcountry (except Backcountry X-RS), Summit SP, Tundra	860202217	
	REV Gen5 154" Expedition Sport, REV Gen4 154" Summit SP, Tundra, Expedition Sport	860202223	
	<ul style="list-style-type: none"> • Maximizes tunnel cargo capacity. • Integrated anchor points for bungees or tie downs. • Adds functionality with mounts for LinQ Tool Holders (860201846). 		

RACKS

LinQ UNIVERSAL RACK 	REV Gen5, REV Gen4	860202208	
	<ul style="list-style-type: none"> This Universal Rack can make generic accessories LinQ compatible. Allows a multitude of products and configurations on LinQ tunnels. 		
LinQ UNIVERSAL RACK – OTHER BRANDS 	Other brands of vehicles with tunnel of 15" to 17" wide (378 mm to 432 mm)	860202357	
	<ul style="list-style-type: none"> Universal rack designed to fit non-LinQ tunnels (Ski-Doo and competitive brands). Install LinQ accessories on non-LinQ compatible tunnels. Allows a multitude of products and configurations on almost any sled. 	<ul style="list-style-type: none"> Double the storage by adding another on longer tunnels. Includes installation hardware for side mounting. Fits 14.875" to 17" (37.8 cm to 43.2 cm) wide tunnels. 	
LUGGAGE RACK REINFORCEMENT PLATES 	REV-XM, XP, XR, XS, XU Tundra	860200798	
	<ul style="list-style-type: none"> Additional reinforcement for your long and short rear racks. Made of high strength steel. Sold in pairs. 		
CARGO RACK KIT 	REV Gen5 20" Expedition Xtreme, REV Gen4 (Wide) 20" Expedition Xtreme and Skandic Sport	860202245	
	<ul style="list-style-type: none"> A convenient way to maximize tunnel cargo space. Required to install the Chain Saw Holder (860201827). Includes the rack and hardware. 1 1/4" hitch included. 		
REAR RACK EXTENSION 	REV-XU Skandic and Expedition	860200700	
	<ul style="list-style-type: none"> Delivers increased cargo space. Does not fit with XU Heavy-Duty Rear Bumper (860201106). 		

HOLDERS

LinQ AXE HOLDER 	REV Gen5, REV Gen4, XM, XS, XU, 137" and up	860201854	
	<ul style="list-style-type: none"> Securely mounts on either side of the tunnel using LinQ anchors. Universal sizing to fit a wide variety of axes. Can be mounted on either side of the vehicle. 	<ul style="list-style-type: none"> Works even when the Stackable LinQ Deck (860202746) is installed. 	

CHAIN SAW HOLDER

REV Gen5 20" and 24", REV Gen4 (Wide) 20" and 24"

860201827

- Securely mounts to rear of vehicle.
- Retains full function of LinQ accessories, including cargo box.
- Compatible with most blades up to 18".

- Cargo Rack Kit (860202245) required for Expedition Xtreme and Skandic Sport.
- Not compatible with LinQ Adventure Cargo Box (860202759).
- Not compatible with Stackable LinQ Deck (860202746).

LinQ ICE AUGER HOLDER

REV Gen5 20" and 24" (except Expedition Xtreme), REV Gen4 (Wide) 20" and 24" (except Skandic Sport and Expedition Xtreme)

860201828

- Securely mounts to right side of vehicle.
- Easy on/off and installation.
- Retains full function of LinQ accessories.
- Handles augers with up to 10" blades.

- Works even when the Stackable LinQ Deck (860202746) is installed.
- May be installed with Heavy-Duty Hitch Rear Bumper (860201795).
- Does not fit with the LinQ Utility Premium Cargo Box (860202802) and the Low Profile Cargo Box (860202897).

LinQ GUN BOOT HOLDERREV Gen5 20" and 24" (except Expedition Xtreme)
REV Gen4 (Wide) 20" and 24" (except Skandic Sport and Expedition Xtreme)**860201829**

- Quick, easy and secure LinQ system installation.
- Premium look.
- Securely mounts to either side of the vehicle.
- Retains full function of LinQ accessories.

- Required for Gun Boot use on vehicle.
- Works with Gun Boot 6.0 impact* by Kolpin* (715001419).
- Can be used with Heavy-Duty Hitch Rear Bumper (860201795).

LinQ TOOL HOLDER

REV Gen5, REV Gen4, XS, XM

860201846

- Designed for universal applications.
- Convenient swivel latch allows tools like a shovel to be stored in multiple positions.
- Designed specifically for winter use.
- Sold in pairs.

- Can be installed on the Stackable LinQ Deck (860202746).

SHOVEL WITH SAW HANDLE**860201919**

- Design with better cutting edge.
- Features integrated saw handle.
- Blade flips 90° to pull snow away.
- Can be dismantled for easy storage.

SAW & HANDLE REPLACEMENT FOR SHOVEL**520002004**

- D-shaped handle.

SKI-DOO PULLING STRAP**860202195**

- Save your back and get unstuck the easy way.
- Lightweight, compact, affordable.
- Extremely robust material.
- Available in yellow only. 2 per pack.

PROTECTION & REINFORCEMENT

REV GEN5, NEO & REV GEN4

NEW BRAKE AND CHAINCASE PROTECTORS



REV Gen5 (Deep Snow)
REV Gen5 (except Deep Snow, Backcountry and Expedition)
REV Gen5 Expedition, REV Gen4 Expedition, Skandic and Tundra

860202768

860202774

860202943

- Prevent your chaincase and under guard brake from getting damaged by rocks or logs.
- Made from lightweight aluminum forging for maximum protection with limited extra weight on the sled.
- Compatible with any skid plate.

SKID PLATE



REV Gen5 (Deep Snow)

860202417 • Black
860202418 • Neo Yellow

860202751 • Orange Crush

860202603 • Catalyst Grey

860202423 • Manta Green

- Narrower than a Full Body, but wider than an Extreme skid plate in size – good blend of protection and agility.
- Injection-molded process provides perfect fit and easier installation with a clean look. Smooth surfaces also reduce drag.

- 4 mm thick high impact resistance polypropylene for durability.
- Attachment kit included.
- Chassis is premarked for easy installation.

EXTREME SKID PLATE



REV Gen5 (Deep Snow)

860202851 • Black

- Injection-molded process provides a smooth surface, better definition, a perfect fit and easier installation.
- For assertive riders who demand the ultimate protection.
- Smooth bottom surface to reduce drag.

- 4 mm thick, high impact resistance polypropylene for durability.
- Attachment kit included.
- Chassis is premarked for easy installation.

FULL BODY SKID PLATE



REV Gen5 (Narrow)

860202625 • Orange Crush

860202420 • Black

860202421 • Neo Yellow

- Injection-molded process delivers clean lines, a perfect fit and easier installation. Smooth surfaces reduce drag.
- 4 mm thick high impact resistance polypropylene for durability.

- Attachment kit included.
- Chassis is premarked for easy installation.

FULL BODY SKID PLATE

REV Gen5 (Wide) 16" and 20",
REV Gen4 (Wide) 16" and 20"

860201847* • Lava Red

860202753 • Neo Yellow

860202743 • Black

860201810* • White

- Injection-molded process provides a smooth surface, better definition, a perfect fit and easier installation.
- For assertive riders who demand the utmost protection.
- Smooth bottom surface to reduce drag.
- 4 mm thick, high impact resistance polypropylene for durability.

- Extra wide, covers vital primary clutch, chaincase and front heat exchanger components to provide maximum underbelly protection.
- Attachment kit included.
- Chassis is premarked for easy installation.
- Except Expedition 24", Skandic and Tundra

FULL BODY SKID PLATE



REV Gen4 (Narrow)

860202604* • Neo Yellow

860201583* • Octane Blue

860201227* • Black

860201441* • Sunburst Yellow

860201442* • Orange Crush






860201443* • White

860201809* • Lava Red


- Injection-molded process delivers clean lines, a perfect fit and easier installation. Smooth surfaces reduce drag.
- 4 mm thick high impact resistance polypropylene for durability.

- Attachment kit included.
- Chassis is premarked for easy installation.



*White supplies last.

FULL BODY SKID PLATE	REV Gen4 (Wide) 16" Tundra	860202044 • Black		
	REV Gen4 (Wide) 20" Skandic	860202045 • Black		
	REV Gen4 (Wide) 24" Skandic	860202046 • Black		
	<ul style="list-style-type: none">• 3-part kit includes main center section and easily removable extensions under running boards that protect brake and chaincase.• Made of high molecular weight polyethylene.• Provides maximum underbelly protection.			
FULL BODY SKID PLATE	REV Gen4 (Wide) 24" Expedition SWT and LE	860202043 • Black		
	<ul style="list-style-type: none">• 3-part kit includes main center section and easily removable extensions under running boards that protect brake and chaincase.• Made of high molecular weight polyethylene.• Provides maximum underbelly protection.			
EXTREME SKID PLATE	REV Gen4 (Narrow)	860202392* • Orange Crush	860201738 • Black	
		860202178* • Lava Red	860202177* • Octane Blue	
	<ul style="list-style-type: none">• Injection-molded process provides a smooth surface, better definition, a perfect fit and easier installation.• For assertive riders who demand the utmost protection.• Smooth bottom surface to reduce drag.• 4 mm thick, high impact resistance polypropylene for durability.• Attachment kit included.• Chassis is premarked for easy installation.			
RACING SKID PLATE	REV Gen4 (Narrow)	860201579 • Black		
	<ul style="list-style-type: none">• Injection-molded process provides a smooth surface, better definition, a perfect fit and easier installation.• For assertive riders who demand the utmost protection.• Smooth bottom surface to reduce drag.• 4 mm thick, high impact resistance polypropylene for durability.• Attachment kit included.• Chassis is premarked for easy installation.			
TUNNEL RADIATOR PROTECTOR	REV Gen5 and REV Gen4 16" – 137" (except short tunnel)	860201830		
	REV Gen5 and REV Gen4 16" – 146" (except short tunnel)	860201831		
	REV Gen5 and REV Gen4 16" – 154" (except short and super short tunnel)	860201832		
	REV Gen5 and REV Gen4 16" – 165" (except short and super short tunnel)	860201833		
	<ul style="list-style-type: none">• Used on vehicles equipped with front tunnel protector to provide the additional protection required with studded tracks.• Made of plastic.			

REV-XM & REV-XS

FULL BODY SKID PLATE	REV-XM, XS	860200739 • Yellow* 860200740 • Orange Crush*	860201035 • White
	<ul style="list-style-type: none"> • Wide shape for full protection and maximum flotation. • Injection-molded process provides better definition, a perfect fit and easier installation. • For assertive riders who demand the utmost protection. • Smooth bottom surface to reduce drag. • 4 mm thick, high impact resistance polypropylene for durability. 		
	<ul style="list-style-type: none"> • Extra wide, covers vital primary clutch, chaincase and front heat exchanger components to provide maximum underbelly protection. • Attachment kit included. • Chassis is premarked for easy installation. • Includes marking for 4-stroke oil change cut-out. 		

EXTREME & FULL BODY SKID PLATES

FULL BODY SKID PLATE	REV-XU Expedition SE, Xtreme, LE (2009-2019)	860200563*
	<ul style="list-style-type: none"> • Provides additional underbelly protection in off-trail conditions. • Made of high molecular weight polyethylene. • Helps glide on snow and prevents snow from sticking to the frame. 	
	<ul style="list-style-type: none"> • Works with A-arm protectors. • Standard on REV-XU Expedition SE (2009-2019). 	
FULL BODY SKID PLATE	REV-XU WT 2016 and up REV-XU SWT 2016 and up REV-XU Tundra	860201342 860201343* 860200601
	<ul style="list-style-type: none"> • High molecular weight polyethylene. • Provides maximum underbelly protection in off-trail conditions. • Helps glide on snow and prevents snow from sticking to the frame. 	
SKID PLATE FASTENER KIT	REV-XP, XR, XS, XM	860200808
(Not illustrated)	<ul style="list-style-type: none"> • Made to fit and hold your skid plate securely in place. 	

REINFORCEMENT

TUNNEL REINFORCEMENT

REV Gen4 Summit X with Expert package, Summit X and Freeride 154"-165" with tMotion Adjustable Limiter Strap [860201861]

860201995



- Additional strength and traction along the running board.
- Machined aluminum extrusions.
- Colors to add some style.
- Provides more support and boot traction for aggressive riders.
- Compatible with tMotion Adjustable Limiter [860201861].
- Does not fit with Remote Limiter Strap Adjuster [860201855 and 860201496].

TUNNEL REINFORCEMENT

REV Gen5, MXZ and Renegade [except X-RS], REV Gen4, MXZ and Renegade [except Renegade Backcountry, Backcountry X and X-RS, MXZ X-RS]

860201584 • White*
860201465 • Black




- Additional strength and traction along the running board.
- Machined aluminum extrusions.
- Colors to add some style.
- Provides more support and boot traction for aggressive riders.

TUNNEL REINFORCEMENT

REV Gen4 Summit Neo, Summit Edge, Summit SP, Backcountry, Backcountry X

860201636 • Black
860201730 • Octane Blue




- Additional strength and traction along the running board.
- Machined aluminum extrusions.
- Colors to add some style.
- Provides more support and boot traction for aggressive riders.
- Not compatible with tMotion Adjustable Limiter [860201861].

TUNNEL REINFORCEMENT

REV Gen4 Summit X [except with Expert package], Freeride 154"-165"

860201638 • Black
860201783 • Lava Red*
860201734 • Octane Blue*



- Additional strength and traction along the running board.
- Machined aluminum extrusions.
- Colors to add some style.
- Provides more support and boot traction for aggressive riders.
- Not compatible with tMotion Adjustable Limiter [860201861].

RAIL REINFORCEMENT

REV Gen4 146" to 165" with tMotion and cMotion rear suspensions

860201005



- Increases rail strength and longevity.

RAIL REINFORCEMENT

REV Gen5 146" and up with tMotion and cMotion rear suspensions, REV Gen4, XM, XP 146" and up with tMotion and cMotion rear suspensions

860201464




- Lightweight cast aluminum construction.
- Increases rail strength and longevity.
- Can replace stock stiffener on Freeride.

SUSPENSION & SHOCK KITS

SUSPENSION

REMOTE COUPLER BLOCK ADJUSTER



REV Gen4 129" and 137" with rMotion rear suspension (2020 and prior), MXZ Sport, Renegade Sport, Grand Touring Sport (2021 and up)

860201902*

- Allows rider to attune ski-loading to current trail conditions.
- Quickly change coupler block position with a twist of the wrist.
- Go from uncoupled to your preferred coupled setting instantly.
- Coupled = less transfer, more weight on skis under acceleration.
- Uncoupled = more transfer, easier to lift skis under acceleration.
- Patent pending.

tMOTION ADJUSTABLE LIMITER STRAP



REV Gen5 (Deep Snow)

860202439

REV Gen4 (Narrow) with tMotion and cMotion rear suspensions (except Freeride 146" 2020 and prior and Backcountry X-RS)

860201861

- Quickly change limiter strap length by flipping a lever, to attune ride and handling to snow conditions and terrain.
- Shortening keeps the front end lower and improves track approach angle.
- Lengthening increases transfer and lifts the front end higher.
- Adjustment is equivalent to 2 holes on a conventional strap (1.3"/34 mm).
- Slim, non-intrusive design.
- 2 initial settings to choose from: holes 3 to 5 or 2 to 4 (compared to conventional strap hole positions).
- US patent 9022156.

T MOTION KIT

REV Gen5 (Deep Snow)

860202723



- Convert a tMotion XT fixed arm suspension into a tMotion X suspension.
- Articulated rear arm to increase maneuverability and agility.

tMOTION RIGID ARM

REV Gen5 (Deep Snow)

860202413



- Convert a tMotion X to a fixed arm tMotion XT suspension.
- Fixed rear arm for technical riding in steep terrain.
- Improves sidehilling performance.
- More precise and predictable while sacrificing some ease and agility.

RAS RX FRONT SUSPENSION



REV Gen5 (Wide) and REV Gen4 (Wide) with RAS X front suspension and 42" ski stance**

860203078

REV Gen5 (Narrow) and REV Gen4 (Narrow) with RAS X front suspension and 42" ski stance

860202843

- Provides better cornering stability and steering precision.
- The taller ski leg and the new geometry are inspired by the RAS-RS.
- Does not include the front suspension kit and sway bar.

**New RH & LH Bottom Pan is required on the model year 2025 and prior models with Piggyback shock. See installation instruction for more detail.




FRONT SUSPENSION WIDENING KIT






REV Gen5 (Deep Snow), REV Gen4 Summit and Freeride with 36" RAS 3 front suspension

860201588


- Adjustable width 38.4"–40.1" (975–1,019 mm).
- Includes X package shock absorbers and springs.

RAS X FRONT SUSPENSION UPGRADE KIT (WITHOUT SHOCKS)	REV Gen4 MXZ, Renegade and Grand Touring with RAS 3 front suspension	860202187	
	<ul style="list-style-type: none"> • Update your sled RAS 3 to the new RAS X configuration. • Provides wider ski stance offering sure-footed cornering with improved bump performance. • Kit includes new spindles and A-arms and all necessary hardware. • Compatible with Pilot X skis. 		
FRONT SUSPENSION KIT (36")	REV-XM, XS, XP	860201153	
	<ul style="list-style-type: none"> • To update your sled to the REV-XM Summit X with T3 package. • Delivers the agility of the original S-36 handling package, plus the benefits of the RAS 2. • Better straightline tracking on big bumps. • Lighter weight. • Great styling. • HPG shocks. • Ski stance adjustable from 35.7" (90 cm) to 37.4" (95 cm). 		
SWAY BAR QUICK-DISCONNECT LINK KIT	REV Gen5 (Deep Snow), REV Gen4 Summit and Freeride, XM and XP Summit 2013 to 2020	860200811	
	<ul style="list-style-type: none"> • Kit allows you to utilize the benefits of a sway bar on rough trails and quickly disconnect it for sidehilling. • Sold individually. 		

NEO SUSPENSION

RETROFITTABLE SWAY BAR	Neo	860202206	
	<ul style="list-style-type: none"> • Kit gives the rider the benefit of a sway bar for stability on trails. 		
REAR SUSPENSION COIL	Neo	860202457	
	<ul style="list-style-type: none"> • Higher capacity springs for use with passengers or larger riders. 		
SHOCK UPGRADE KIT	Neo Base	860202210	
	<ul style="list-style-type: none"> • Premium front shock upgrade for base Neo model. • KYB 36 mm high pressure gas shock absorber. • Spring preload adjustment. • Reverse mounting (body up) to minimize unsprung weight. 		

KYB SHOCKS

KYB PERFORMANCE SHOCKS KIT	REV Gen5 and REV Gen4 with RAS X suspension (except SAS)	860202466	
	<ul style="list-style-type: none"> • Race Edition KYB shock absorbers. • Piggyback 46 mm bodies with 16 mm shaft. • Feature separate adjustments for high- and low-speed compression plus rebound damping. • Kashima coated for friction-free performance and long life. • Fits RAS X front suspension. 		



FOX SHOCK KITS

REAR TRACK SHOCKS – LIGHTWEIGHT FLOAT 3 QS3 (CENTER) / 1.5 ZERO QSR WITH LOCK-OUT (REAR)



REV Gen4 Summit and Freeride 146", 154", 165" with tMotion

860202278*

9.99

- This FOX kit features the Lightweight Float 3 center and 1.5 Zero with lock-out rear shocks to help your sled get skinny. The center shock features QS3 three position adjustment for quick and easy compression and rebound adjustments. The rear features QS3 compression adjustment plus a lockout feature.

- FEATURES:
 - Optimized lightweight shock design.
 - One piece, aluminum mounting hardware.
 - High-flow velocity-sensitive damping.
 - Internal groove position sensitive technology.
 - Fully rebuildable and re-tunable.
 - Fits 146"–165" track lengths.

REAR TRACK SHOCKS – LIGHTWEIGHT 1.5 ZERO QS3-R (CENTER) / LIGHTWEIGHT 1.5 ZERO QSR WITH LOCKOUT (REAR)



REV Gen4 Summit and Freeride 146", 154", 165" with tMotion

860202276*

9.99

- The newest version of FOX's renowned lightweight shocks to fit deep snow rear suspensions. The center shock features QS3 three position adjustment for quick and easy compression and rebound adjustments. The rear features QS3 compression adjustment plus a lockout feature.

- FEATURES:
 - Optimized lightweight spring and shock design.
 - FOX ice scraper technology (FIST).
 - One piece, aluminum mounting hardware.
 - High-flow velocity-sensitive damping.
 - Internal groove position sensitive technology.
 - Fully rebuildable and re-tunable.
 - Fits 146"–165" track lengths.

PREFILTERS & VENT KITS

PREFILTERS

NEW HEAVY-DUTY AIR INTAKE CVT PANEL FILTER KIT



REV Gen5 (Deep Snow)

860202894

- Reinforced HD intake filter, preventing damage from aggressive riding conditions.
- Upgrade kit for riding in extreme conditions.
- Filter prevents water intrusion.

- Additional mounting for more heavy-duty tearing off protection.
- Replacement for stock filter.

HEAVY-DUTY AIR INTAKE FILTER KIT



REV Gen5 (Deep Snow)

860202459

- Filters prevent water intrusion and snow buildup.
- Designed in 2 parts, one fixed and the other removable.

- Quickly replace the upper filter in the event of damage without tools.
- Replacement for stock filters.




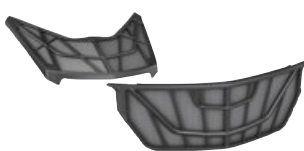

REPLACEMENT HEAVY-DUTY AIR INTAKE FILTER



REV Gen5 (Deep Snow)

860202748

- Replacement filter for Heavy-Duty Air Intake Filter Kit (860202459).

HEAVY-DUTY AIR INTAKE FILTERS	REV Gen4	860201399	
	<ul style="list-style-type: none">• Filters prevent water intrusion and snow buildup.• Reinforced intake filters, preventing damage in heavy use.• Replacement for stock filters.• Not compatible with One-Piece Lightweight Hood		
PREFILTER GRILLE KIT	REV Gen4 (Narrow)	860201224*	
	<ul style="list-style-type: none">• Reduces water and snow intrusion with a clean, integrated look.• Easily removable bottom grille.• Snap-in top grille.• Airbox pop-off valve filter.		
REPLACEMENT FRONT PREFILTER	REV-XM, XS	517305029	
			
PREFILTER GRILLE KIT	REV-XU Expedition, Skandic	860201152*	
	<ul style="list-style-type: none">• Keeps snow and moisture out, lets air in.• Plastic frame molded over mesh for strength.• Installs easily.• Totally integrated design.• Kit includes filters for bottom pan and hood openings.		
VENT KITS			
VENT KIT FOR SIDE PANELS	REV-XM	860200609*	
	<ul style="list-style-type: none">• Fast air-evacuating overmolded prefilter vents.• Easy do-it-yourself installation onto premarked production side panels.• 1 3/4" hole saw required.• Use in conjunction with your stock vehicle panels.• For racing applications only.		
<ul style="list-style-type: none">• Kit includes vents for both side panels (24x).• Foam with foil included.			

COOLING & LUBRICATION

NEW LinQ LIGHTWEIGHT SNOWFLAP EXTENSION



Rev Gen5 (with super short tunnel)

Rev Gen5 (with short tunnel), REV Gen4 (with short tunnel)

860203003*

860202393**

860201992**

- Removable snowflap extension that helps engine cooling in hardpack, low and icy snow conditions when installed.
- Stows on the tunnel when not in use.
- Quick, easy and secure LinQ system installation.

- Installs on the stock lightweight snowflap of Summit and Freeride models with short and super short tunnel.

**860203003 is compatible with stock and hitch bumpers.*

***860202393 is compatible with HD hitch bumpers. 860201992 is compatible with stock bumpers.*

LinQ REMOVABLE SNOW FLAP



REV Gen5 and REV Gen4 Freeride and Summit 154" and longer
REV Gen5 146" Backcountry, REV Gen4 146" Backcountry, Summit, Freeride: specific installation required, see instruction sheet for details

860201914

- Lets you play in the deep powder with no restriction.
- Retains cooling properties when installed.
- Stows on tunnel when not in use.
- Installs with stock snowflap.

- Does not fit with Hitch Rear Bumper.
- Does not fit short and super short tunnel.

SNOWFLAP



REV-XP, XR except Grand Touring, XU Expedition 2009 to 2019

860200106 • Black / Yellow

860200467 • Black / Grey

- Customize your sled.
- Hardware included.

TUNNEL ICE SCRATCHERS WITH REPLACEABLE TIPS



REV Gen4 16" [129"] and Grand Touring LTD

REV Gen5 16" (except Deep Snow), REV Gen4 16" [137"] and up, except Summit Neo) and Summit XM

REV Gen5 20" and 24", REV Gen4 20" and 24"

860202267*




860202387

860202388

- Thoughtful design features replaceable carbide tips.
- Provides additional cooling in hard or icy snow conditions.
- Coil design allows reverse operation without damage.
- Easily stored below running board when not in use.
- Not compatible with models equipped with SAS (Smart-Shock Semi-Active Suspension).

**Not compatible with 129" and 137" Sport models with SC-5M suspension.*

**Bracket [860201503] required for MXZ 129" with quick-adjusters.*

ICE SCRATCHERS TIPS	Rail Ice Scratchers (860202330)	860202860 • Narrow Shape	
	Fits with all Ice Scratchers (except Rail Ice Scratchers 860202330 and 860201728)	860201446 • Delta Shape	
<i>(Not illustrated)</i> <ul style="list-style-type: none"> Ice scratcher replaceable carbide tips. 			
RAIL ICE SCRATCHERS	Compatible with SC5M, SC5U (16" and 20"), rMotion and rMotion-X suspensions	860202330	
 <ul style="list-style-type: none"> Provides additional cooling in hard and icy conditions. The spring configuration makes it possible to drive in reverse, reducing the risk of damage. Small and compact, stored along the rail when not in use. For hook replacement use service part 860202574. An additional wheel is required on snowmobiles under certain conditions when installing the Rail Ice Scratchers. Please see instruction sheet. 			
RAIL ICE SCRATCHERS	REV Gen5 20", REV Gen5 (Summit, Freeride and Backcountry), REV Gen4 (Summit, Freeride, Backcountry and Tundra Sport), XM, XP (Summit and Freeride)	860201728	
 <ul style="list-style-type: none"> Provides additional lubrication in hard and icy conditions. Rail mounted, small, light. Design expands on coil concept to allow reversing without damage. Easily stored when not in use. 			
AIR RADIATOR KIT	REV Gen5 (Wide), REV Gen4 (Wide) with 600 ACE, 900 ACE, 900 ACE Turbo and 900 ACE Turbo R	860202038	
	REV Gen4 (Wide) Skandic and Tundra with 600 EFI	860202144	
 <ul style="list-style-type: none"> Provides additional cooling in extreme conditions. Not compatible with Auxiliary LED Light (860201235). 			

COVERS & TRAILERING

EQUIVALENT CONFIGURATION AND POSSIBLE OPTIONS

PLATFORMS	SUMMIT	SUMMIT NEO	FREERIDE	BACKCOUNTRY	MXZ	RENEGADE	GRAND TOURING	EXPEDITION	TUNDRA	SKANDIC	1-UP SEAT	1.5-UP SEAT (SHORT 2-UP SEAT TUNDRA)	2-UP SEAT and 1+1 SEAT	1+1 PASSENGER RACK	PASSENGER HANDGRIPS, PASSENGER WIND DEFLECTOR, BACKREST	NO WINDSHIELD	ULTRA LOW WINDSHIELD	LOW WINDSHIELD	MEDIUM WINDSHIELD	HIGH WINDSHIELD	EXTRA HIGH WINDSHIELD	ULTRA HIGH WINDSHIELD	MIRRORS ON WINDSHIELD SIDE DEFLECTORS	HANDLEBAR AIR DEFLECTORS	MXZ HI-RISER KIT OR SUMMIT HI-RISER KIT	EXTRA FRONT BUMPER	WRAP-AROUND BUMPER	COVER OVER THE LUGGAGE BOX	STOCK MODELS	SKU	PRICE	
RIDE-ON-COVER SYSTEM WITH RAP-CLIP																																
REV GEN5 (DEEP SNOW)	•	•									•		•			•	•							•	•	•			Summit (Adrenaline, Adrenaline with Edge Package, X and X with Expert Package), Freeride	860202550		
	•										•	•	•			•	•	•						•	•	•			Summit (Neo and Neo+)	860202546		
REV GEN5 (NARROW AND WIDE)		•		•	•	•		•			•	•		•			•	•	•					•	•	•			MXZ (Sport, Adrenaline, Adrenaline with Blizzard Package, X, X-RS and X-RS with Competition Package), Renegade (Sport and X-RS), MXZ (Neo and Neo+), Backcountry (Sport, Adrenaline, X and X-RS)	860202546		
		•		•	•	•	•	•			•	•								•	•	•		•	•	•			MXZ, Renegade and Backcountry 1-Up with High or Ultra High Windshield Accessory	860202552		
		•		•	•	•		•			•	•		•					•				•	•	•	•			Renegade (Adrenaline, Adrenaline with Enduro Package and X), MXZ 1-Up with Medium Windshield Accessory	860202548		
		•		•	•	•	•	•					•	•	•				•	•			•	•	•	•	•		Expedition (Sport), Grand Touring (Sport)	860202551		
							•	•					•	•	•				•	•			•	•	•	•	•	•	Grand Touring (LE and LE with Platinum Package)	860202549		
							•	•	•					•	•	•				•	•			•	•	•	•	•	1-Up with Wrap-Around Bumper	860202608		
							•	•	•					•	•	•				•	•			•	•	•	•	•	2-Up with Wrap-Around Bumper	860202609		
REV GEN5 20"								•				•	•	•				•	•	•	•	•	•	•	•	•		Expedition (LE and SE)	NEW	860202854		
REV GEN5 24"								•					•	•	•				•	•	•	•	•	•	•	•		Expedition (LE)	NEW	860202856		
REV GEN5 20" AND 24"								•			•					•	•	•	•				•	•	•	•	•		Expedition (XTREME)		860201973	
REV GEN4 16"	•	•	•								•		•			•	•	•						•	•	•			Summit and Freeride without Windshield or up to Low Windshield	860201884		
	•	•	•								•		•					•	•				•	•	•			Summit and Freeride with Medium to High Windshield	860201885			
				•	•	•					•	•	•			•	•	•						•	•	•			MXZ, Renegade and Backcountry 1-Up without Windshield or up to Low Windshield	860201842		
				•	•	•					•	•	•						•					•	•	•			MXZ, Renegade and Backcountry 1-Up with Medium Windshield Accessory	860201886		
				•	•	•					•	•	•						•					•	•	•			MXZ, Renegade and Backcountry 1-Up with High or Ultra High Windshield Accessory	860201841		
				•	•	•	•	•					•	•	•				•	•				•	•	•			MXZ, Renegade, Backcountry, Expedition 16" and Grand Touring 2 up with cargo NOT covered	860201843		
				•	•	•	•	•					•	•	•				•	•				•	•	•			MXZ, Renegade, Backcountry, Expedition 16" and Grand Touring 2 up with cargo covered	860201887		
				•	•	•	•	•					•	•	•				•	•				•	•	•	•		1-Up with Wrap-Around Bumper	860201908		
				•	•	•	•	•					•	•	•				•	•				•	•	•	•		2-Up with Wrap-Around Bumper	860201909		
REV GEN4 20"								•				•	•	•				•	•				•	•	•	•		Expedition 20" 2-Up with Medium to High Windshield	860201972			
REV GEN4 24"								•				•	•	•				•	•				•	•	•	•		Expedition 24" 2-Up with Medium to High Windshield	860202200			
REV GEN4 20"								•			•					•	•	•					•	•	•	•		Expedition 20" and 24" 1-Up without Windshield or up to Medium Windshield	860201973			
REV GEN4 LTS 16"								•			•	•	•	•				•	•	•		•	•	•	•	•		Tundra (LE and Sport)	860202173			
REV GEN4 LTS 20" AND 24"											•	•				•	•	•					•	•	•	•		Skandic (Sport)	860201973			
											•		•	•				•	•				•	•	•	•		Skandic (LE and SE)	860202200			

*While supplies last.

COVERS & TRAILERING

SUPERGLIDE II PRO



- No more ripping up the plywood on your trailer.
- Allows skis to glide with ease.
- Traction knobs incorporated for better traction.
- Exclusive venting, protects the deck of your trailer from moisture damage.

860201216

- Total length of 20' (6 m).
- Each box contains 8 pieces 8.5" x 29.5" (21.5 cm x 74.9 cm).
- Comes with 48 specially coated screws with grommets.

SUPERGLIDE II WIDE



- Allows sled skis to glide with ease.
- Specifically designed traction knobs provide improved traction for your feet.
- Oval mounting channels and custom shoulder screws prevent warping by allowing for expansion and contraction that result from varying temperature.

860201592

- Exclusive venting, protects the deck of your trailer from moisture damage.
- Each box contains 8 pieces 13.5" x 29.5" (34.3 cm x 74.9 cm).
- Comes with 72 specially coated screws with grommets.
- Total length of 20' (6 m).

SUPERGLIDE EDGE RAIL TRIM



- To secure Superglides on ramps or decks leaving an encapsulated finished edge.

860201217 • Aluminum

SUPER TRACTION GRID



- Super Traction Grid's strategic grid pattern provides incredible grip and accommodates all snowmobile tracks, even with paddles or studs.
- Each box contains 4 pieces 8.25" x 30" (20.9 cm x 76.2 cm) and hardware.

860201593

SUPERCLAMP II



- Innovative trailer tie-down system.
- Silicone rubber pads to protect your skis.
- Front and middle handles allow easy maneuverability.
- Padlock compatible, becomes a theft deterrent.

860200950

- Tension adjustment knob—fits all snowmobiles.
- Comes with screw-style deck hook.

REAR SUPERCLAMP WITH SUPERTRAC



- Snowmobile tie-down system for rail.
- Silicone rubber pads to protect snowmobile suspension skid.
- Tension adjustment knob—fits all snowmobiles.

860201425

- 12" (30 cm) Supertrac kit included.
- Padlock compatible, becomes a theft deterrent.

RAMP CROSSBAR PROTECTORS



- 2 pieces with 6 screws
- 10 pieces with 30 screws
- 24 pieces with 72 screws

860201672

860201673

860201674

- Enhance and protect your ramp investment.
- Designed to mount over 1" ramp crossbars on solid, double and tri-fold loading ramps.
- 2 pieces together help prevent stud damage to loading ramps from snowmobile-studded tracks while adding traction.

SUPERTRAC KIT



- Includes: 1 piece Supertrac, 1 Supertrac deck hook, 2 end caps and all mounting hardware.

860201413 • 12"

860201414 • 24"

860201415 • 48"

T-STYLE DECK HOOK

860200995



- For trailers with a channel in the floor.

SUPERTRAC DECK HOOK

REV Gen5, REV Gen4 (Narrow)

860201416



- For Supertrac.
- Adjustable and removable hook.

SCREW STYLE DECK HOOK

860200994



- Most common.
- Comes standard with front Superclamps.
- Screws into the existing hole where you would screw the old style bar and crank into or make your own holes.

GARAGE & TRUCK SLED DECKS

SLED SHOP WHEELS

860201805



- Non-slip rubber grips allow this steel 4-dolly system to move your sled easily throughout the garage.
- Works with both dual and single runner skis.
- 4-wheel dolly kit [kit includes 3 dollies with 4 wheels each].

RATCHET TIE-DOWNS

715008309



- 400 lb (181 kg) safe working load.
- 1" x 10' (2.5 cm x 3 m) strap with Sea-Doo, Ski-Doo and Can-Am logos.
- Deluxe ratchet with rubber handle.
- Coated hooks.
- Pack of 2.

HEAVY-DUTY RATCHET TIE-DOWNS

715008308 • 12"
(300 mm) webbing included

715006227 • 18"
(460 mm) webbing included



- 1,000 lb (454 kg) safe working load.
- 1.5" x 6" (38 mm x 1.8 m) strap with Sea-Doo, Ski-Doo and Can-Am logos.
- Deluxe ratchet with rubber handle.
- Vinyl-coated hooks.
- Pack of 2.

LOCKABLE VEHICLE FUEL CAP

619590085



- Lockable to protect your fuel.
- Meets latest EPA requirements.

SKI-DOO 2" (5 CM) RUBBER HITCH CAP

520001498



A detailed close-up photograph of a snowmobile's track and suspension system. The track is black with deep, aggressive treads, partially covered in snow. It is mounted on a series of black guide wheels and a larger drive sprocket. The suspension components, including springs and shock absorbers, are visible beneath the track. A red rectangular component, likely a brake or clutch part, is also visible. The snowmobile's body is grey and black, with a red seat visible in the upper right corner. The entire unit is positioned on a snowy surface.

PARTS

// PARTS

119 TRACTION & CONTROL

131 CVT MAINTENANCE PARTS

SKI-DOO LIMITED WARRANTY*

// 2-YEARS ON GENUINE BRP PARTS

With Ski-Doo parts, you get the peace of mind of a FULL ONE-YEAR WARRANTY. And if they're installed by your authorized BRP dealer, labor is covered too. BRP-rebuilt components are a cost-effective solution.









Ski-Doo-rebuilt parts carry the same one-year warranty for major assemblies like short blocks, cylinders and crankshafts.

*Purchased at an authorized BRP dealership/distributor or on a BRP-authorized online store. Other exclusions may apply, see complete limited warranty or contact your Ski-Doo authorized dealer. Unless otherwise stipulated or required by law. This limited warranty does not apply to factory installed accessories.




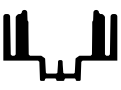







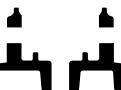







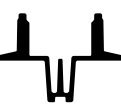

TRACTION & CONTROL

SKIS

RAPID ADJUST SKI STANCE	Fits all Pilot 7.4, Pilot X, Pilot RX and DS-4 skis Fits all DS-1, DS-2, DS-3	860202334 860201619	<ul style="list-style-type: none"> • Quick toolless design adjusts ski stance in seconds. • Go from on-trail stability to off-trail agility. • Allows for 2" of ski stance adjustment. • Sold in pairs. • Needs Rubber Stopper Pads (505074748) to install on DS-1 and DS-2 skis (sold individually).
 <p>Wide ski stance Narrow ski stance</p>	DEEP SNOW LIGHTWEIGHT SKI SPINDLE KIT  REV Gen5 (Deep Snow) 2023 to 2025, REV Gen4 with 36" ski stance <ul style="list-style-type: none"> • Improves front dynamics when sidehilling. • 400 g lighter than stock spindle. 	860201976	<ul style="list-style-type: none"> • Standard on Summit X with Expert Package and Freeride 154"-165" 2020 and up.
PILOT X CONVERSION KIT	REV Gen5 Renegade Sport, Grand Touring Sport, MXZ Neo, REV Gen4 MXZ, Renegade and Grand Touring <ul style="list-style-type: none"> • Upgrades earlier models to the latest Pilot X skis. 	860202310	<ul style="list-style-type: none"> • Completes kit including 2 Pilot X ski assemblies with pre-installed handles, 2 carbides and all required hardware.
PILOT TS CONVERSION KIT	REV Gen4 MXZ, Renegade, Grand Touring <ul style="list-style-type: none"> • Upgrade to the revolutionary adjustable Pilot TS skis. • REV-XS 2016 and up with RAS 2, REV-XP, XR, XS with 42" RAS 2 and 2016 spindle (860201353). 	860201484	<ul style="list-style-type: none"> • Does not fit with RAS X suspension, fits only on RAS-3 suspension.
PILOT TX SKI CONVERSION KIT	REV Gen5 MXZ, Renegade and Grand Touring, REV Gen4 MXZ, Renegade and Grand Touring <ul style="list-style-type: none"> • Upgrades to the adjustable Pilot TX skis. 	860202869	<ul style="list-style-type: none"> • Does not fit with RAS-3 suspension (compatible only with RAS-X suspensions).
PILOT 7.4 UPGRADE KIT	 <ul style="list-style-type: none"> • Upgrade earlier models to the latest Pilot 7.4 skis. • Complete kit including 2 Pilot 7.4 ski assemblies with pre-installed handles, 2 carbides and all required hardware. 	860202119 • Black	<ul style="list-style-type: none"> • Does not fit with LTS suspension.
PILOT 5.7 SKI UPGRADE KIT	 <ul style="list-style-type: none"> • Complete kit for upgrading earlier snowmobile models. 	860200524 • Black	<ul style="list-style-type: none"> • Includes 2 skis, 2 handles with rivet kit, 2 Expedition carbides and all required hardware.
PILOT RX SKI KIT	 REV Gen5 (MXZ, Renegade and Backcountry), REV Gen4 (MXZ, Renegade and Backcountry) <ul style="list-style-type: none"> • Remarkable cornering predictability in various snow conditions and exceptional control in loose snow. • 1st keel: Positive bite on hard packed trails. • 2nd keel: Improved grip in softer snow conditions. • 47 mm total vertical wall in loose snow with 645 mm long keel. 	860202967	<ul style="list-style-type: none"> • 250 cm² of lateral area. • 160 mm wide for great flotation on soft snow. • Complete kit including 2 Pilot RX ski assemblies with pre-installed handles, 2 carbides and all required hardware.
PILOT DS-2 SKI KIT	 <ul style="list-style-type: none"> • Complete kit includes 2 ski assemblies with pre-installed handles, 2 Expedition carbides and all required hardware. 	860201487 • Black	
PILOT DS-4 SKI KIT	 <ul style="list-style-type: none"> • 2-stage keel design improves flotation. • Entire keel has been moved forward compared to DS-3. 	860202721 • Black	<ul style="list-style-type: none"> • Revised rear portion improves consistency in deep snow. • Straighter tracking in rough conditions.
PILOT 7.4 SKI LINER	 Pilot 7.4 skis <ul style="list-style-type: none"> • Provides additional flotation and reduces ski wear. • 260 mm (10.25") wide. 	860202390 • Black	<ul style="list-style-type: none"> • Same durable material as 7.4 skis. • Sold in pairs.

// SKIS

Skis make all the difference in getting your sled to handle just how you like. We offer eight different styles of skis for you to choose from. Which one is right for you? Here are some tips on choosing the right one:

PLATFORMS: REV GEN5 / REV GEN4 / XP / XR / XU / XS / XM / REV	TOURING			PILOT 5.7 SL 2 carbides/ski	<ul style="list-style-type: none"> • Lightweight single or dual runner skis provide effortless steering at low speeds and constant grip without compromise at higher speeds. • Standard use is one carbide runner—add a second to reduce darting. • Great all-around trail performance.
	UTILITY			PILOT 7.4 1 carbide/ski	<ul style="list-style-type: none"> • Specifically designed for utility purposes. • Deeper keels allow more control while towing. • Increased tip-up rear end for better reverse capability. • 1" wider than Pilot DS-2 for improved flotation in deep snow. • More aggressive cornering while keeping a light steering feeling.
	TRAIL SPORT			PILOT 5.7 1 or 2 carbides/ski****	<ul style="list-style-type: none"> • Lightweight single or dual runner skis provide effortless steering at low speeds and constant grip without compromise at higher speeds. • Standard use is one carbide runner—add a second to reduce darting. • Great all-around trail performance.
				PILOT X 1 carbide/ski	<ul style="list-style-type: none"> • Completely redesigned from Pilot 5.7 with a new structural topside for 10% more rigidity. • 31 mm longer keel with a new shape reduces darting. • Adds 10% more lateral surface area and blends more smoothly with a new carbide. • 11 degree reduction in approach angle.
				PILOT TX 1 carbide/ski	<ul style="list-style-type: none"> • Improved to better match the REV Gen4 features. • Redesigned top side for increased rigidity. • 20 mm shorter overall length and more dramatic tip-up at the rear. • 63 mm longer runner plate increases lateral surface for more effective cornering. • Smoother front approach angle to reduce darting even further.
	TRAIL PERFORMANCE			PILOT R 1 carbide/ski	<ul style="list-style-type: none"> • Straight from the MXZ X 600RS race sled. • Very aggressive profile for sharp handling. • Lightweight with high rigidity. • Proven on the ISOC race circuit.
	DEEP SNOW			PILOT DS-2 1 carbide/ski	<ul style="list-style-type: none"> • Evolution of the DS with a deeper and shorter keel. • Increased agility and less effort than the original. • Great all-around ski for deep snow use. • Standard on mountain sleds with 2.5" lug tracks and utility sleds.
				PILOT DS-3 REV Gen4*** 1 carbide/ski	<ul style="list-style-type: none"> • Deep snow ski designed to match the latest 3" lug and longer tracks. • 0.47" (12 mm) deeper keel than DS-2. • Works well for aggressive riders using the biggest tracks.
				PILOT DS-4 1 carbide/ski	<ul style="list-style-type: none"> • 2-stage keel design improves flotation. • Entire keel has been moved forward with a revised rear portion for improved consistency in deep snow and straighter tracking in rough conditions.
				PILOT RX 2 carbides/ski	<ul style="list-style-type: none"> • Remarkable cornering predictability in various snow conditions and exceptional control in loose snow.

Does not fit REV Gen4. *Fits only REV Gen4. ****Second carbide can be added to ski by drilling marked additional holes.

Note: The use of aggressive skis, ski carbide runners or studs will alter the handling of your snowmobile, particularly in terms of maneuverability, acceleration and braking. Please refer to your Operators Guide for more details.

	COLORS											
	Deep Black		Catalyst Grey		Monument Grey		Dusty Navy		Saturn Yellow/ Deep Black		Neo Yellow	
	Left	Right	Left	Right	Left	Right	Left	Right	Left	Right	Left	Right
	505072443		N/A		N/A		N/A		N/A		N/A	
	505074736		N/A		N/A		N/A		N/A		N/A	
	505072854	505072855	N/A		N/A		N/A		N/A		N/A	
	505074926	505074927	N/A		N/A		N/A		N/A		N/A	
	505074776	505074777	N/A		N/A		N/A		N/A		N/A	
	505074670		N/A		N/A		N/A		N/A		N/A	
	505073227		N/A		N/A		N/A		N/A		N/A	
	505074746		505074988		505075722		505075724		N/A		N/A	
	505075983		N/A		505075988		505075987		505075986		N/A	
	505075971		N/A		N/A		N/A		N/A		505075972	

SKIS

PILOT DS SKI LINER	Pilot DS-2 skis	860201040 • Black	
	Pilot DS skis	860200636 • Black	




- Provides additional flotation and reduces ski wear.
- Same durable material as DS Ski.
- Sold in pairs.

SKI SKIN	Pilot 6.9 skis	860200422 • Black	
----------	----------------	-------------------	--



- Provides additional flotation and reduces ski wear.
- Made of durable polyethylene.
- Sold in pairs.

DS-3 SKI TIP KIT	Fits vehicles with DS-3 skis	860201214 • Black	
		860201501 • Sunburst Yellow	



- Easy-install custom color tips change the appearance of your sled in minutes.
- Adds flotation on the front of the DS-3 ski.
- Sold in pairs with mounting hardware.

SKI HANDLE RIVET KIT		860200525	
----------------------	--	-----------	--



- Includes 2 long and 2 short aluminum rivets for repairing the handle on Pilot skis.

SKI HANDLE	Pilot 5.7, 6.9, Pilot SL and Pilot TS, Pilot X and TX	505070917 • Yellow		505072102 • White	
		505070963 • Black		505073649 • Race Orange	
		505071048 • Orange Saturn		505073642 • Sunburst Yellow	
		505071059 • Viper Red		505074226 • Manta Green	
		505071556 • Full Moon		505074223 • Tactical Grey	



- High-density colored polyethylene loops.

SKI HANDLE	Pilot 7.4, DS-1, DS-2, DS-3	505072976 • Black		505074229 • Manta Green	
		505073107 • Yellow		505073513 • Orange Crush	
		505073108 • White		505073651 • Race Orange	
		505073388 • Lava Red		505073665 • Sunburst Yellow	



- High-density colored polyethylene loops.

SKI HANDLE	Pilot R	505073138 • Black	
------------	---------	-------------------	--



- ISR compliant race ski loop.
- High-density colored polyethylene loops.

SKI HANDLE	Pilot X, Pilot TX, 5.7, 6.9, SL and TS	505075443 • Neo Yellow		505075275 • Manta Green	
		505075753 • Saturn Yellow		505075364 • Black	
		505075366 • Lava Red			



- High-density colored polyethylene loops.

WHEELS & SLIDER SHOES

SLIDER WITH VESPEL [†] INSERTS	All models with 163" and longer tunnels	503194816	
	All models with 154" and super short tunnels	503194815	



- Uses DuPont Vespel inserts for less friction.
- Can be cut to desired length.
- Better fuel efficiency, more power and increased vehicle speed due to reduced friction between the track clips and slides.
- Reduced need for maintenance and associated costs.
- Extended life due to enhanced wear characteristics of Vespel polyamide over incumbent UHMW PE.
- Allows riders to operate sleds in less than acceptable snow and trail conditions since water from snow is not needed for lubricity as with incumbent UHMW PE slide rails.

SLIDER SHOES



- Custom color-matched slider shoes with built-in wear marker.
- Long-lasting, impact-resistant.
- For all slide rail lengths.
- Easy-cut to desired length.

MODELS

146" SC-5 – Mountain & tMotion	503191499 • Black 503191695 • Yellow 503191947 • White
154" SC-5 – Mountain & tMotion	503191198 • Black 503191696 • Yellow 503191948 • White
163" SC-5 – Mountain & tMotion	503191501 • Black 503191697 • Yellow 503191949 • White
154" Rev Gen5, Rev Gen4 tMotion X, tMotion XT, cMotion X	503194251 • Black
165" Rev Gen5, Rev Gen4 tMotion X, tMotion XT	503194520 • Orange 503194254 • Black
175" Rev Gen5, Rev Gen4 tMotion XT	503194413 • Black 503194906 • Manta Green 503194908 • Sunburst Yellow
120" SC-5 & rMotion rMotion and rMotion X 120"	503191301 • Black 503191693 • Yellow 503191945 • White 503192562 • Red
rMotion and rMotion X 137"	503191306 • Black 503191694 • Yellow 503191946 • White 503192563 • Red
137" rMotion Grand Touring 900 ACE	503193449 • Black
174" tMotion	503193819 • Black
REV-XS 174"	503194506 • Sunburst Yellow 503194505 • White

LIGHTWEIGHT WHEEL



- Color-matched lightweight snowmobile wheels.

MODELS

141 mm – REV Gen5, REV Gen4, XM, XS, XP, XR	503192794 • Black 503191621 • Yellow 503191622 • Full Moon 503191942 • White
152 mm – REV Gen5, REV Gen4, XM, XS, XP, XR	503191755 • Black
180 mm – REV Gen5, REV Gen4, XM, XS, XP, XR	503191626 • Yellow 503191627 • Full Moon 503191742 • Black
141 mm – rMotion	503193477 • Black
147 mm – rMotion	503193376 • Black
180 mm – rMotion	503192766 • Black

EXTRA IDLER WHEEL KIT



- Reduces drag and rolling resistance.
- Includes 2 wheels, brackets and hardware.

REV-XP, XR (except rMotion)	860201230 • 141 mm	
REV Gen4 Summit, Freeride and Backcountry, XM, XM Summit X with T3 package	860201183 • 152 mm	

4TH REAR WHEEL KIT* – 180 MM



- 4th rear idler design reduces drag and rolling resistance.
- Works in conjunction with stock 3 wheel setup.

REV-XS, XP, XR 120" and 137"	860200358 • 180 mm	
------------------------------	--------------------	--

NSK[†]

- High performance grease developed for extreme temperatures, water resistance and high speeds with low start torque.
- Advanced Winter Grade DUL1 double-contact seal design for optimum protection from moisture and contamination.
- Polyamide resin ball-guide cage facilitates smooth rolling contact and lubricant distribution.
- Ultra-clean steel for extended bearing life—high-grade balls for quiet and smooth operation even at high speed.
- Super finished raceways to minimize noise and improve lubricant distribution and life.

503190396 • 6004

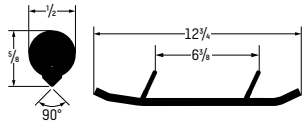
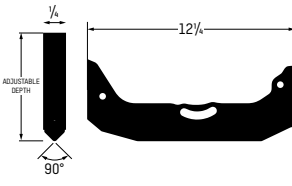
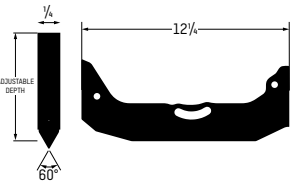
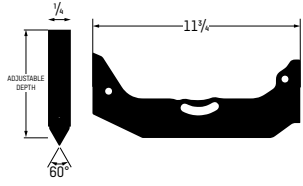
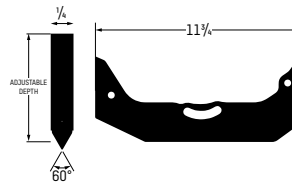
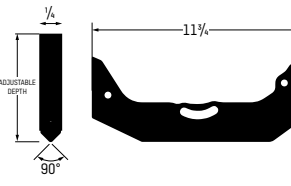
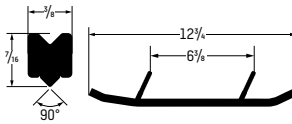
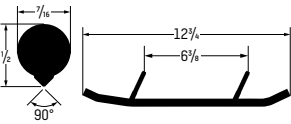
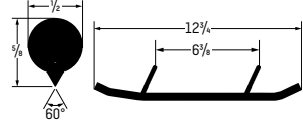
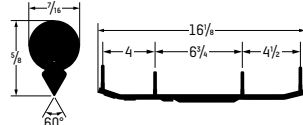
503193548 • 6005

503191778 • 6006

293350153 • 6205

SKI-DOO PILOT* CARBIDES TO SUIT ALL RIDING STYLES

RUNNER COMPARATIVE GUIDE

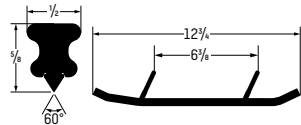
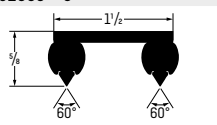
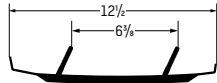
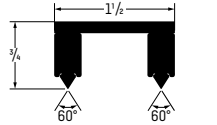
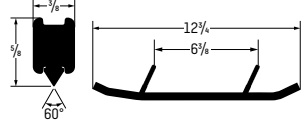
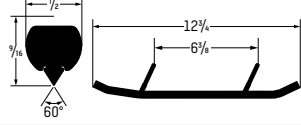
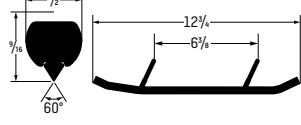
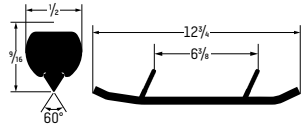

PILOT X		Pilot X and Pilot 5.7 Skis	860202180 – 4"
Performance	●●●●●	<ul style="list-style-type: none"> These runners have 4" of 90° turning carbides beneath their ½" host bar – a great choice if you are looking for overall improvement in handling or to replace your factory runners. Round host bar. Sold in pairs. 	
PILOT TX		Pilot TX Skis	860202192 – 4" 860202243 – 7"
Performance	Adjustable	<ul style="list-style-type: none"> These runners are ½" (12.5 mm) long increasing front end grip and steering stability. Smoother runner attack angle (10°) for increased predictability. Runners featuring 4" of 90° or 7" of 60° turning carbides. Custom adjustable host bar. Sold in pairs. 	 
Ease of Steering	Adjustable		
Longevity	●●●●●		
860202192	●●●●●		
860202243	●●●●●		
PILOT TS		Pilot TS	860201364 – 7"
Performance	Adjustable	<ul style="list-style-type: none"> These runners increase front end bite with an extra ¼" (6 mm) of runner depth, plus 7" of 60° carbide. For Pilot TS adjustable ski. Patent pending US20150314800A1. Custom adjustable host bar. Sold in pairs. 	
Ease of Steering	Adjustable		
Longevity	●●●●●		
PILOT TS		Pilot TS	860201240 – 7" 860201178 – 5"
Performance	Adjustable	<ul style="list-style-type: none"> These runners feature 7" of 60° or 5" of 90° turning carbides. For Pilot TS adjustable ski. Patent pending US20150314800A1. Custom adjustable host bar. Sold in pairs. 	 
Ease of Steering	Adjustable		
Longevity	●●●●●		
860201240	●●●●●		
860201178	●●●●●		
PILOT EXPEDITION		Pilot X, Pilot 5.7 SL, Pilot 5.7, Pilot 7.4, Pilot DS, Pilot DS-2, Pilot DS-3 Skis	860201044 – 7" 860201220 – 7"
Performance	●●●●●	<ul style="list-style-type: none"> Square or round 7/16" profile host bar carbides. Protected under patent numbers US 7,413,198, US 7,389,995 and CA2535565.* Sold in pairs. 	 
Performance	●●●●●		
860201220	●●●●●		
Ease of Steering	●●●●●		
Longevity	●●●●●		
PILOT EXTREME		Pilot X, Pilot 5.7 SL, Pilot 5.7, Pilot 7.4, Pilot DS, Pilot DS-2, Pilot DS-3 Skis	860201043 – 4", Pack of 2 860201045 – 4", Pack of 4
Performance	●●●●●	<ul style="list-style-type: none"> These single runners provide balanced traction for performance-based trail and cross country riders with studded tracks. Their 4" of 60° turning carbides strategically placed under the ½" host bar provide superior traction and protect the steel bars from excessive wear. Round host bar. Sold in pack of 2 or 4. 	
Ease of Steering	●●●●●		
Longevity	●●●●●		
PILOT R		Pilot R Skis	860201697 – 6"
Performance	●●●●●	<ul style="list-style-type: none"> 7/16" runners with 4 fixation points and 6" of 60° carbides. Round profile host bar. Sold in pairs. 	
Ease of Steering	●●●●●		
Longevity	●●●●●		

*Protected under patent numbers US 7,413,198, US 7,389,995 and CA2535565.

Note: The use of aggressive skis, ski carbide runners or studs will alter the handling of your snowmobile, particularly in terms of maneuverability, acceleration and braking. Please refer to your Operators Guide for more details.

SKI-DOO BY *woody's* CARBIDES

RUNNER COMPARATIVE GUIDE

MAVERICK		Pilot X, Pilot 5.7 SL, Pilot 5.7, Pil39.99	860202677 – 6"
			860202678 – 8"
Performance	●●●●●	<ul style="list-style-type: none">Aggressive, hourglass profile host bar that digs deep and turns hard in a wide variety of conditions.Available in 6–8" of cutting carbides to accommodate unstudded to heavily studded sleds.Hardweld is also added in the high wear areas to prolong runners' life.Sold in pairs.	
Ease of Steering	●●●●●		
Longevity	●●●●●		
DOOLY		Pilot Skis except Pilot 5.7 SL	860202557 – 4"
		Pilot X, Pilot 5.7, Pilot DS, Pilot DS-2, Pilot DS-3 Skis	860202558 – 6"
			860202559 – 8"
Performance	●●●●●	<ul style="list-style-type: none">This dual carbide runner has two single runners mounted to a steel plate, producing a total of four contact lines on the terrain.These four blades with 60° carbide drastically reduce darting as they carve through existing grooves from single runners.This design spreads the PSI across two points, which extends the life of the runner and eases steering.When turning, only one blade per dual runner will contact the terrain, acting like a pair of single runners.Available with 4", 6" and 8" carbide per blade; exceptions exist for runners with short lengths.Sold individually.	
Ease of Steering	●●●●●		
Longevity	●●●●●		
			
SLIM JIM 2.0 DOOLY		Pilot Skis except Pilot 5.7 SL	NEW 860202776 – 4"
			NEW 860202923 – 6"
Performance	●●●●●	<ul style="list-style-type: none">Aggressive dual runner design that eliminates darting and penetrates deep for maximum cornering ability.Available in 4" and 6" of cutting carbide per host bar to accommodate unstudded to heavily studded snowmobiles.Hardweld is also added in high wear areas to prolong runner life.Sold individually.	
Ease of Steering	●●●●●		
Longevity	●●●●●		
ACE		Pilot X, Pilot 5.7 SL, Pilot 5.7, Pilot 7.4, Pilot DS, Pilot DS-2, Pilot DS-3 Skis	860201969 – 6"
			860201970 – 8"
Performance	●●●●●	<ul style="list-style-type: none">These carbide runners are the tallest in the industry and have a narrow, rectangular profile for aggressive turning capabilities.The 60° turning carbides, available in 6" and 8", have been strategically placed to protect the runner and reduce darting by carving through existing grooves.Work great on crossovers and in deep snow.Steel bars from excessive wear.Sold in pairs.	
Ease of Steering	●●●●●		
Longevity	●●●●●		
EXECUTIVE		Pilot X, Pilot 5.7 SL, Pilot 5.7, Pilot 7.4, Pilot DS, Pilot DS-2, Pilot DS-3 Skis	860200580 – 8"
Performance	●●●●●	<ul style="list-style-type: none">These single runners provide balanced traction for performance-based trail and cross country riders with studded tracks.The 8" of 60° turning carbides are strategically placed under the 1/2" host bar to provide superior traction and protect the steel bars from excessive wear.Sold in pairs.	
Ease of Steering	●●●●●		
Longevity	●●●●●		
EXTENDER TRAIL III		Pilot X, Pilot 5.7 SL, Pilot 5.7, Pilot DS, Pilot DS-2, Pilot DS-3 Skis	860200578 – 4"
Performance	●●●●●	<ul style="list-style-type: none">Woody's entry level carbide runners featuring 4" of 60° carbides and a 7/16" host bar.Whether you're looking for replacement factory runners, a cutting edge in hard-packed snow and ice or to improve your safety and handling, this option is for you.For use on snowmobiles with unstudded to lightly studded tracks.Sold in pairs.	
Ease of Steering	●●●●●		
Longevity	●●●●●		
TRAIL BLAZER IV†		Pilot X, Pilot 5.7 SL, Pilot 5.7, Pilot 7.4, Pilot DS, Pilot DS-2, Pilot DS-3 Skis	860200579 – 6"
Performance	●●●●●	<ul style="list-style-type: none">These runners have 6" of 60° turning carbides beneath their 1/2" host bar – a great choice if you are looking for overall improvement in safety and handling or to replace your factory runners.Use with a studded or unstudded track.Sold in pairs.	
Ease of Steering	●●●●●		
Longevity	●●●●●		
NAVIGATOR SKI PROTECTORS		Pilot X Skis	860202720
		<ul style="list-style-type: none">Protect skis from wear at the front.Reduces darting as plate packs grooves, leaving runners a fresh path.Compatible with any single runner made.Compatible with Woody's Dooly runners.Sold in pairs.	

Performance: The cornering ability of the runner (1 = Limited Ability, 4 = Maximum Ability)

Ease of Steering: How easy it is to turn the handle bars (1 = More Effort, 4 = Less Effort)

Longevity: Lifespan in comparison to a standard steel runner (no carbide or hardweld)

TRACTION

// TRACKS,
YOUR CONNECTION TO THE SNOW

PITCH	LENGTH	WIDTH	LUG HEIGHT	PROFILE	SKU
3.5"	154"	15"	3.00"	PowderMax X-Light	504154686
	154"	16"	2.50"	PowderMax Light with FlexEdge	504154405
	154"	16"	2.50"	PowderMax 3 Light	504154837
	154"	16"	3.00"	PowderMax X-Light	504154412
	154"	16"	3.00"	PowderMax X-Light with FlexEdge	504154415
	154"	16"	3.00"	PowderMax Light	504153785
	154"	16"	3.00"	PowderMax V Flex	504154957
	165"	15"	3.00"	PowderMax X-Light	504154684
	165"	16"	2.50"	PowderMax Light with FlexEdge	504154406
	165"	16"	2.50"	PowderMax 3 Light	504154838
	165"	16"	3.00"	PowderMax X-Light	504154413
	165"	16"	3.00"	PowderMax X-Light with FlexEdge	504154416
	165"	16"	3.00"	PowderMax Light	504153786
	175"	16"	3.00"	PowderMax X-Light	504154414
	175"	16"	3.00"	PowderMax Light	504153787
3.00"	154"	16"	3.00"	PowderMax 3 / FlexEdge	504153349
	163"	16"	3.00"	PowderMax 3 / FlexEdge	504153224
	174"	16"	3.00"	PowderMax 3 / FlexEdge	504153234
2.86" INTER PITCH	137"	15"	1.25"	Silent Track II	504154383
	137"	15"	1.25"	Studded Silent Track II	504154384
2.86"	120"	14"	1.00"	Cobra	504154700
	120"	15"	1.25"	RipSaw	504154702
	120"	15"	1.25"	Ice Ripper XT	504153100
	120"	15"	1.25"	RipSaw	504152606
	129"	15"	1.25"	Ice Ripper XT	504154376
	129"	15"	1.25"	RipSaw	504154375
	129"	15"	1.50"	Ice Ripper XT	504154386
	129"	15"	1.60"	Ice Cobra 1.6 (REV Gen 4 Compatible)	504153705
	137"	15"	1.25"	Ice Ripper XT	504154373
	137"	15"	1.25"	RipSaw	504154377
	137"	15"	1.25"	RipSaw II 2-ply	504154382
	137"	15"	1.50"	Ice Ripper XT	504154387
	137"	15"	1.60"	Cobra	504154394
	137"	15"	1.60"	Ice Cobra 1.6 (REV Gen 4 Compatible)	504153706



POWDERMAX LIGHT

POWDERMAX WITH FLEXEDGE

ICE COBRA 1.6

ICE RIPPER XT

PITCH	LENGTH	WIDTH	LUG HEIGHT	PROFILE	SKU
2.86"	137"	15"	1.75"	Racing	504154398
	137"	16"	1.25"	RipSaw	504152734
	137"	16"	1.75"	PowderMax	504152803
	146"	14"	1.60"	Cobra with FlexEdge	504154701
	146"	15"	1.50"	Storm	504154836
	146"	15"	1.50"	Ice Storm	504154889
	146"	15"	1.60"	Cobra	504154395
	146"	15"	1.60"	Ice Cobra	504154396
	146"	15"	1.75"	Hurricane with FlexEdge	504154703
	146"	15"	2.50"	PowderMax	504154656
	146"	16"	2.00"	PowderMax	504154399
	146"	16"	2.00"	PowderMax	504153670
	146"	16"	2.50"	PowderMax	504154618
	146"	16"	2.50"	PowderMax 2 / FlexEdge	504154403
	154"	15"	2.50"	PowderMax	504154685
	154"	16"	1.50"	Charger	504154391
	154"	16"	1.50"	Charger	504152761
	154"	16"	2.00"	PowderMax	504154704
	154"	16"	2.00"	PowderMax	504153173
	154"	16"	2.50"	PowderMax	504154404
	154"	16"	2.50"	PowderMax 2 / FlexEdge	504153199
	154"	16"	2.50"	PowderMax 2 / FlexEdge	504153009
	154"	20"	1.25"	Utility	504154705
	154"	20"	1.25"	Utility	504154255
	154"	20"	1.50"	Silent Cobra WT	504154707
	154"	20"	1.50"	Silent Ice Cobra WT	504154708
	154"	20"	1.50"	Silent Cobra	504154996
	154"	20"	1.50"	Silent Ice Cobra	504154997
	154"	20"	1.50"	Utility	605613004
	154"	20"	1.75"	PowderMax	504153133
	154"	20"	1.80"	Cobra WT	504154706
	154"	20"	1.80"	Silent Cobra WT	504154710
	154"	24"	1.50"	Silent Cobra SWT	504154712
	154"	24"	1.50"	Silent Ice Cobra SWT	504154714
2.52"	156"	20"	1.25"	Wide Track	13070

TRACTION



COBRA WT

ICE ATTAK XT

RIPS AW II 1.5

BACKCOUNTRY X

CONQUER 280

PITCH	LENGTH	WIDTH	LUG HEIGHT	PROFILE	CLIP	SKU
3.5"	165"	15"	2.8"	Conquer 280	1 clip every 2 profiles	C9340M
	154"	15"	2.8"	Conquer 280	1 clip every 2 profiles	C9341M
3.00"	174"	15"	3.2"	Challenger X3.2	1 clip every 2 profiles	C9311M
2.86"	146"	16"	2.25"	PowderMax	1 clip every 2 profiles	C9064M
	137"	15"	1.75"	Backcountry X	Full clip	C9289C
	137"	15"	1.5"	RipSaw II 1.5	Full clip	C9306C
	120"	15"	1.75"	Hurricane 175	Full clip	C9400C
	129"	15"	1.75"	Hurricane 175	Full clip	C9401C
	137"	15"	1.75"	Hurricane 175	Full clip	C9402C
	121"	15"	1.22"	ICE Attak XT	Full clip	C9200H
2.52"	156"	24"	1.75"	Cobra SWT	Full clip	C9260U

PHANTOM SHARP STUDS & SUPPORT PLATES BY WOODY'S
5/16 - 1.325"


- All the benefits of 286 Phantom Series studs.
- Unique track design makes it the only traction product available to maintain track warranty and track life.
- Kit complete with stud, nut and support plate.
- The only traction product approved by BRP.

MODELS

REV Gen5, REV Gen4, XS, XP, XR - 120" tracks	860200729 • Pack of 84	
REV Gen5, REV Gen4, XS, XP, XR - 129" & 137" tracks	860200730 • Pack of 96	
REV Gen5, REV Gen4, XS, XP, XR - (5/16 - 1.325")	860200731 • Pack of 500	9.99

286 PHANTOM SERIES STUDS & SUPPORT PLATES BY WOODY'S


- A complete line of traction products developed specifically for Ski-Doo's REV Gen4, XS, XP, XR tracks.
- Due to the unique track design, this is the only traction product available to maintain track warranty and track life.
- Kit complete with stud, nut and support plate.
- The only traction product approved by BRP.

MODELS

REV Gen5, REV Gen4, XS, XP, XR - 120" tracks • 5/16 - 1.075"	860200718 • Pack of 84	
REV Gen5, REV Gen4, XS, XP, XR - 129" & 137" tracks • 5/16 - 1.075"	860200719 • Pack of 96	
REV Gen5, REV Gen4, XS, XP, XR - 120" tracks • 5/16 - 1.325"	860200721 • Pack of 84	
REV Gen5, REV Gen4, XS, XP, XR - 129" tracks • 5/16 - 1.325"	860201281 • Pack of 90	
REV Gen5, REV Gen4, XS, XP, XR - 137" tracks • 5/16 - 1.325"	860200722 • Pack of 96	
REV Gen5, REV Gen4, XS, XP, XR • 5/16 - 1.325"	860200723 • Pack of 500	9.99

GOLD DIGGER[†] STUDS AND SUPPORT PLATES BY WOODY'S


- Through-hardened carbon steel with 60° carbide insert.
- 1" head with patented track trapping design.
- Due to the unique track design, this is the only traction product available to maintain track warranty and track life.
- Kit complete with stud, nut and support plate.
- The only traction product approved by BRP.

REV Gen5, REV Gen4 [2021] & all 1 1/4" 137" 2-ply tracks • 5/16 - 1.325"

415128957 • Pack of 96

DRILL BIT

415128884
TUNNEL PROTECTOR KIT

- Protects your bulkhead and heat exchangers in all conditions.
- Provides proper protection for stud installation on pre-studded track.


MODELS

REV Gen5 and REV Gen4 16", 129" and 137" tracks with Ice Ripper track or Woody's studs, REV Gen5 and REV Gen4 (Wide) 20" and 24" with Ice Ripper and Silent Ice Cobra WT.	860201280 • Rear section only ●
REV Gen5 and REV Gen4 with 129" Ice Cobra, Ice Attak XT track or Ice Ripper XT (Silent Drive 2 System)	860201688 • Complete tunnel protector kit ● + ●
REV Gen5 and REV Gen4 with 137" Ice Cobra, Ice Attak XT track or Ice Ripper XT (Silent Drive 2 System)	860201692 • Complete tunnel protector kit ● + ●
REV Gen5 and REV Gen4 with 146" Ice Cobra, Ice Attak XT track or Ice Ripper XT (Silent Drive 2 System)	860201693 • Complete tunnel protector kit ● + ●
REV Gen4 120"	860202212 • Central tunnel protector
REV-XU Expedition [2011 & up] and Skandic SWT, WT	860200757 • Complete tunnel protector kit
REV-XP (except fan-cooled), REV-XR, REV-XS 120", 129" & 137"	860200802 • Complete tunnel protector kit



To install the studs, always use the installation tools, procedures and torque specified in the instructions. Proper installation provides maximum product longevity and helps prevent track damage. BRP recommends that studs be installed by authorized BRP dealers and on approved pre-patterned tracks only. These tracks come standard on most Ski-Doo snowmobiles. Look for this symbol on your track. Woody's products are designed to fit and interact with each other. The stud nut and support plate form a complete unit. The use of aggressive skis, ski carbide runners or studs will alter the handling of your snowmobile, particularly in terms of maneuverability, acceleration and braking. Please refer to your Operators Guide for more details.

WHAT MAKES BRP DRIVE BELTS STAND OUT?

PERFECTLY ENGINEERED FOR YOUR RIDE

BRP drive belts are developed alongside each vehicle to perfectly match drivetrain calibration and deliver maximum performance. Designed, tested and manufactured to rigorous specifications, BRP drive belts also deliver superior throttle response and no RPM loss.

PROVEN WINNERS


In addition to the countless hours of dyno and physical field-testing we do on every drive belt, we go racing, where every component is stressed to the maximum. For years, Ski-Doo racers have been winning countless events across the globe. Underneath all the trophies and champagne? A BRP drive belt.

ADVENTURE WITH CONFIDENCE

Performance means little without durability, and our manufacturing consistency assures you'll get the most out of every adventure. Extra miles equal extra memories, and BRP drive belts are engineered to deliver maximum longevity for your ride.



SUPERIOR CONSTRUCTION



- 1** Adhesion layers. These promote adhesion from the cogged undercord compound to the aramid cord.
- 2** The top cog adds strength and reduces belt deformation. It's typically made with a different compound than the lower cog nearest the clutch center as the two are designed to perform different tasks in transferring power to the track.
- 3** BRP belts use tensile cord made with lightweight, high-strength, high-resistance Aramid fibers. Each tensile cord layer in BRP belts is specific to the diameter required by the power and performance needs of your vehicle.
- 4** The undercord compound is a carefully curated compound of both natural and synthetic rubbers and high-performance materials. Intentionally designed for the proper flex and engagement profile of your clutch pulleys.
- 5** Specially designed impregnated fabric provides additional wear resistance to both the belt and your clutches.

CVT MAINTENANCE PARTS





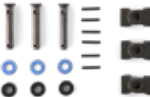

PERFORMANCE DRIVE BELTS

- High performance drive belts calibrated to maximize your sled's performance.
- Aramid tensile cords used in construction for extra long life and dependability, also deliver a consistent length with minimal belt shrinkage and minimal length adjustments.
- High tensile reinforced fiber elastomer undercords provide minimal dusting and long term flex life.
- Flexweave overcord for superior adhesion and crack resistance.
- Consistent performance during life of belt.
- Quality you can count on for optimum performance.
- Built with distinctive durability features for mountain, trail or fast tracks.

SKU	DESCRIPTION	PRICE
REV GEN5, REV GEN4, XM, XS, XP, XU, XR, REV		
417300574	850 Turbo R with Ice system	
417300571	850 E-TEC, 900 ACE Turbo R, 900 ACE Turbo – 150 800R E-TEC (all model years), 800R P-TEK (all model years)	
417300558	900 ACE Turbo GT 2019, 900 ACE Turbo – 130	
417300551	600R E-TEC, 600 E-TEC, 1200 4-TEC, 900 ACE	
417300586	600 EFI	
417300367	550 Fan (2010-2011)	
415060600	Fan (2009 and prior)	
414860700	550 Fan (2012, 2014)	
417300585	600 ACE, 550 Fan	
RT		
417300189	1000	

SKU	DESCRIPTION	PRICE
ZX		
414860700	500, 600 LC	
417300585	700, 800 LC	
417300067	700 (1999, 2000)	
415060600	Fan	
417300586	V-1000, 600 SDI (2004), V-800	
UTILITY (EXCEPT REV GEN4 (WIDE) 20" & REV-XU)		
605348425	All 2008 models, 2007 TUV and SWT V-800	
414633800	All Fan Skandic except Tundra	
417300326	Tundra RF 300	
415060600	Tundra RF 500	
417300586	Tundra RF V-800	
414827600	Old Tundra 280 Fan	
S-CHASSIS		
417300067	Semi-cogged	
414860700	Not cogged	

// pDRIVE PULLEY SERVICE KITS

SKU	FITS ON ALL pDRIVES	KIT COMPONENT	QTY	PRICE
TORQUE ROLLERS MAINTENANCE KIT				
	861805558	2015-2017	Torque Roller	3
			Back Torque Roller	3
			Roller Axle	3
			Spring Pin	3
	861805576	2018 and up	Torque Roller	3
			Back Torque Roller	3
			Roller Axle	3
			Spring Pin	6
TORQUE SLIDERS MAINTENANCE KIT				
	861805560	2018 and up	Slider	3
			Roller Axle	3
			Spring Pin	6
			Outer Thrust Washer	3
			Inner Thrust Washer	3
RAMP ROLLERS MAINTENANCE KIT				
	861805561	2015 and up	Roller Assembly	3
			Thrust Washer	6
			Roller Axle	3
			Screw	3

Kits made with Premium OEM parts

CLUTCH MAINTENANCE TOOLS

pDrive	SKU	PRICE	pDrive	SKU	PRICE
Circlip installer/remover	529036375		Governor cup remover	529036546	
Clutch holder	529036599		Grease injector	529036376	
Drive pulley opening tool	529036378		pDrive puller	529036370	
Drive pulley support	529036371		Removing axle tool	529036372	
QRS	SKU	PRICE	QRS	SKU	PRICE
Upper gear retaining tool	529036110		Driven pulley spring compressor	529036182	
Pulley spring compressor tool	529036373		Bearing puller driven support	529036485	

EDRIVE 2 CLUTCH ASSEMBLY

4-TEC 1200 only 2010 and up

415130054



- With double the number of rollers and arms compared to TRA designs, this clutch is designed for low maintenance and long life with 4-stroke powertrains.

MAINTENANCE KIT FOR EDRIVE 2 PULLEY

All 2016 and up eDrive 2 Clutch with heptagonal roller.

415130055

[Not illustrated]

- Includes: 6-roller assembly, 12 slider shoes, 3 O-rings.

MAINTENANCE KIT FOR TRA DRIVE PULLEY

MODELS



- Includes: 1 spring cover assembly, 3-roller assembly, 1 bushing (siding flange), 6 slider shoes, 6 O-rings, 1 circlip, 3 cotter pins and 3 lever axles.

REV-XP, XR, XS, XM, XU – 2011 (550F), 2011 to 2018 (600 & 600 E-TEC sea-level) 415129624

REV-XM, XU – 2012 (1200), 2012 to 2018 (600 E-TEC high altitude), 2013 to 2019 Tundra Xtreme 415129625

REV-XP, XS, XM, XU – 2011 to 2018 (800R P-TEK & 800R E-TEC) 415129626

REV-XP, XS, XM, XU – 2008 to 2010 (800R P-TEK & 800R E-TEC) 415129627

REV-XP, XS, XM, XU – 2011 and prior (1200), 2011 and prior (600 E-TEC high altitude) 415129708

FLOATING QRS SHORT SHAFT CONVERSION KIT

Fits 600 CARB, 600 E-TEC, 800 P-TEK and 800 E-TEC engines


860200832



- Conversion kit allows installation of a removable floating secondary pulley.
- Also provides ability to remove driven pulley without removing countershaft.
- Includes gun-drilled lightweight shaft and all necessary parts and hardware for conversion.

QRS XD ROLLER KIT

861805577



- High resistance to wear and shattering from aggressive shifting.
- Unique formula prevents deformation for consistent performance.
- Precise roller tolerances which are critical to prevent roller seizure and premature wear to key components.
- Includes 2 rollers.

NGK[®] SPARK PLUGS

MODEL

TYPE

ENGINE

SKU

PRICE



- You'll see a difference with genuine NGK spark plugs.
- Solid steel terminal reduces the chance of arcing in the plug cap, which may interfere with the electric component.
- A necessity in today's ignition systems.

ILKR8Q7S

Iridium

600R E-TEC, 850 E-TEC, 850 E-TEC Turbo R

415130651

LMAR9AI-8

Iridium

900 ACE Turbo, 900 ACE Turbo R

415130363

MR7BI-8

Iridium

600 ACE

415129670

MR8DI8

Iridium

900 ACE

415129944

PFR7AB

Platinum

800R E-TEC

415129484

PZFR6F

Platinum

600 H.O. E-TEC

415130430

BPR8ES

Nickel

600 EFI

415130429

CR8EKB

Nickel

1200 4-TEC

415129429

BR9ECS

Nickel

550F, 600RS

512059552

BR9ECS (0,8mm gap)

Nickel

600 CARB, 800 P-TEK

415128524

BR8ECS (0,8mm gap)

Nickel

600 H.O.

512060029

BR9ES

Nickel

219703120

BATTERIES



515176151

Fits on	Ah	C.C.A.	SKU	PRICE
NEW MY26 models (except utility)	20	310	715900973	
MY26 models (utility)	30	400	515176151	
Optional Yuasa batteries				
Model	Ah	C.C.A.	SKU	PRICE
YTX20L	18	270	410301203	
YTX20HL	18	310	415129898	
YIX30L	30	400	515176151	
YTX4L	3	50	415130653	

PRIMER KIT

REV-XU Tundra

860200416

- Provides hassle-free starting in extreme cold temperatures.

REWIND STARTER KIT

600 HO E-TEC, 800R E-TEC engines (except REV-XU Expedition, WT, SWT)

860201053

2023 REV Gen5 850 E-TEC and 850 E-TEC Turbo R (except 10.25" color touchscreen display)
 2024 REV Gen5 850 E-TEC, 850 E-TEC Turbo R and 600R E-TEC, REV Gen4 16" 600R E-TEC, 850 E-TEC and 600 EFI

860201410

REV Gen4 20" (Wide) 850 E-TEC, 600R E-TEC, 600 EFI

860202123

- Complete rewind kit for those wanting extra security.
- Rewind handle located behind panel. Instant handle access requires different side panel.

**NEW**QRS XD
ROLLERS

Longer life span

- **45%** stronger under high-impact forces when compared to the fiber-type rollers.

Unmatched performance

- **65%** less deformation than thermoplastic-polymer-type of rollers. Deformation can seize the rollers, which impacts the performance and the functionality of the pulley, which may lead to premature belt failure and overall decrease in vehicle performance.

Reliable and durable

- High impact resistance, extending reliability and operating life of the rollers.



MAINTENANCE

OILS & MAINTENANCE PRODUCTS

ENGINE OILS

XPS 2T E-TEC SYNTHETIC OIL



- Specifically engineered to meet the unique needs of Rotax engines, it provides maximum protection against engine wear in E-TEC engines.
- Uses a highly effective package to keep engine parts lubricated, clean and free of wear.

9779281 • 1 qt / 946 ml
9779282 • 1 US gal / 3.785 L
9779283 • 2.5 US gal / 9.46 L

9779284 • 5 US gal / 18.92 L
9779285 • 55 US gal / 205 L

- This low smoke, low odor formula also allows for maximum engine performance.
- Can be used in direct, semi-direct fuel injection system and high performance carbureted 2-stroke engines.

XPS 2T RACING SYNTHETIC OIL



- Specially designed for high-performance or racing engines.
- Top-performing synthetic oil is formulated with a highly evolved additive package that includes performance enhancing esters.

9779229 • 1 US gal / 3.785 L

- Withstands extreme operating temperatures, high RPM and heavy loads to deliver competition-level engine protection.
- Use in high-performance 2-stroke snowmobiles and off-road motorcycle engines.

XPS 2T SNOWMOBILE SYNTHETIC BLEND OIL



- Designed for all oil injection or pre-mix 2-stroke snowmobiles with electronic fuel injection or carbureted engines.
- Recommended engine oil for Rotax 600 EFI engine.
- Facilitates cold starting with low-smoke emissions.

9779649 • 1 US gal / 3.785 L

- Ensures maximum protection against wear by keeping the engine parts lubricated and clean.

XPS 2T SNOWMOBILE PREMIUM MINERAL OIL



- Powersport formula with premium anti-wear and anti-corrosion additives.
- The carefully balanced additives optimize detergency and lubrication through a broad range of operating temperatures.

9779277 • 1 US gal / 3.785 L

- Additional corrosion protection for wet environments and during storage.
- Safe for winter/snowmobile use.

XPS 4T 0W-20 EXTREME COLD SYNTHETIC OIL



- EXTREME COLD engine oil is state-of-the-art, developed for easier cold starts in the most frigid, harshest winter climates.
- The custom formula promotes fast oil flow from the sump to critical engine components to ease starting.

9779294 • 1 qt / 946 ml
9779295 • 1 US gal / 3.785 L

- Protects 4-stroke snowmobiles, ATVs and power equipment from cold start engine wear.

XPS 4T 0W-40 SYNTHETIC OIL



- Powersport formula with premium anti-wear and anti-corrosion additives.
- The best choice for high-performance snowmobile, ATV and SXS 4-stroke engines used in cold weather.

9779286 • 1 qt / 946 ml
9779287 • 1 US gal / 3.785 L

- Provides superior engine and transmission protection against heat, rust and corrosion.
- Delivers optimal performance in high and low temperatures.

XPS 4T 0W-40 SYNTHETIC OIL CHANGE KIT



- Ultra-convenient "all-in-one" oil change kit saves time and money.
- Includes XPS Synthetic Oil, oil filter, O-rings and washer.

9779402 • 600 ACE
9779403 • 900 ACE

9779404 • 1200 4-TEC

MAINTENANCE PRODUCTS

OIL FILTER

420956124



- 900 ACE, 900 ACE Turbo, 600 ACE and 1203 engines.

EXTENDED LIFE PRE-MIXED COOLANT

619590728 • 1 qt / 946 ml



- Antifreeze/coolant contains the correct dilution and the necessary additives to prevent corrosion and inhibit cavitation in BRP cooling systems.
- Long-life, 5-year formula specially formulated for BRP vehicles.
- Superior heat transfer.
- Ideal replacement for vehicles that normally use a 2-year antifreeze/coolant (green).
- 5 years (orange).

XPS ICE INTAKE COOLING ENHANCER

9779362 • 1 US gal / 3.785 L



- XPS Ice is a sophisticated blend of methanol and filtered water.
- Specially formulated to cool the air intake charge of engines in the water injection system.

DOT 4 BRAKE FLUID

9779207 • 12 fl. oz. / 355 ml



- Meets or exceeds all DOT3 and DOT4 brake fluid requirements.
- High-temperature formula resists fade, and also conditions seals and O-rings in braking systems.

SYNTHETIC CHAINCASE OIL

9779185 • 12 fl. oz. / 355 ml



- Specially developed for high-performance Ski-Doo models, it represents the best in state-of-the-art chaincase lubrication.
- This multigrade full-synthetic formula flows well at cold temperatures and won't break down at high temperatures.
- Made with additives that protect internal components from wear and corrosion and also conditions seals.
- Not for use in 2-speed snowmobile transmissions on Expedition, Skandic utility models.

SYNTHETIC GREASE SUSPENSION

9779226 • 14 oz. / 400 g



- Designed to work specifically with the components found in Can-Am and Ski-Doo vehicle suspensions.
- It is highly stable and offers optimal lubrication at both extreme cold and high temperatures while protecting suspension components from dirt and moisture, as well as corrosion under extreme washout conditions.

XPS SPLINE GREASE

9779472 • 4 oz.



- Enhanced rust and corrosion resistance.
- Protects against seizure, heat-freeze, galling, rust and corrosion.

SYNCHROMESH TRANSMISSION SYNTHETIC OIL**9779211** • 24 fl. oz. / 710 ml

- Uses a unique combination of synthetic base stocks and additives that allow higher loads, superior shear stability and reduced oxidation compared to other synthetics and conventional API GL-5 gear oils.
- Its tremendous thermal stability and constant viscosity give exceptional wear protection and superior performance for excellent low-temperature characteristics and improved gear protection at higher temperatures.
- Recommended for use in all Ski-Doo and Lynx synchromesh transmissions requiring 75W-140 API GL-5 gear oils.
- Offers added assurance during extended drain intervals.
- Exceeds API GL-5 specifications.

ANTI-CORROSIVE LUBRICANT**619590724** • 12 oz. / 340 g

- Multipurpose lubricant that can also be used to prevent rust, corrosion and moisture intrusion.
- It contains extreme pressure additives that work as an all-around lubricant for just about anywhere lubrication is needed.

FUEL STABILIZER**9779183** • 8 fl. oz. / 236 ml

- Ethanol-compatible and will stabilize fuel in your tank to keep it from breaking down and causing hard starting, throttle hesitation and poor run quality.
- Ethanol attracts moisture, and this product contains powerful anti-corrosion additives to protect fuel system components.
- Prevents problems associated with E10 fuels.

STORAGE OIL**619590725** • 12 oz. / 350 g

- High-performance fogging oil designed to protect internal engine parts from rust and corrosion.
- It coats engine internals throughout the whole storage period and is burned away through combustion when engine is started.
- Protects engines during non-use or storage.
- Burns complete upon start-up.



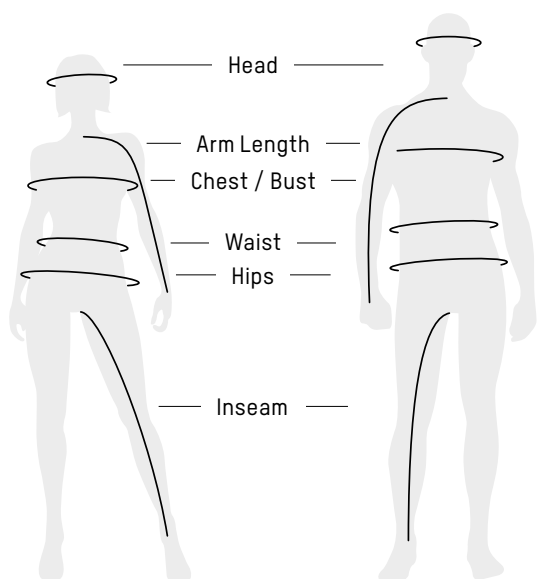
APPAREL

// APPAREL

140	SIZING CHART	162	SPORTSWEAR – X-TEAM
142	VIBE COMMUNICATION SYSTEMS KEY TECHNOLOGIES	166	RIDING GEAR – TRAIL
143	COMMUNICATION SYSTEM AND HELMET ACCESSORIES	169	ENDURO COLLECTION
144	OXYGEN FLOW HELMET	172	VASA COLLECTION
145	OXYGEN HELMETS	174	SYMPATEX
146	ADVEX HELMETS	175	RIDING GEAR – BC
148	PYRA HELMETS	176	LAYERING
150	EXOME HELMETS	178	RIDING GEAR – JUNIOR
152	GOGGLES	179	SPORTSWEAR – JUNIOR
153	BALACLAVA	180	BAGS
155	ABSOLUTE 0 COLLECTION	183	SPORTSWEAR – SIGNATURE
156	BOOTS AND SOCKS	187	SPORTSWEAR – APRÈS-SKI
157	RIDING GEAR – ABSOLUTE 0	188	HEADWEAR AND NECKWEAR
159	X-TEAM COLLECTION		

SIZING CHART

HOW TO MEASURE



- For best results, have someone else take your measurements.
- Measure body in underwear.
- Tape must be snug but not tight.
- If measurements fall between two sizes, order the larger size.

HEIGHT	Without shoes, standing with heels and back against a wall.
HEAD/HELMET	Around your head, from the center of the forehead, above the ears and over the natural bump at the back of the head.
ARM LENGTH	Let the hands hang down on the side in a slightly bent position. Measure from the center of the back of your neck, along the length of your arm, to the wrist.
CHEST/BUST	Measure under your arms, around the fullest part of your chest.
WAIST	Measure around your natural waistline, keeping one finger between the tape and body.
HIPS	Across the fullest part of the seat.
INSEAM	Without shoes, from crotch to the floor.
GLOVES	Measure palm width.
BOOTS	Foot length from heel to toe.

// WHAT CODE REPRESENTS YOUR SIZE?

1. Find your size and color.
2. The corresponding code is **THE CODE** you use to complete the part number on your order.

Example:

288191 (style number for the Men's X-Team Edition Sno-X Zip-Up)
06 (sizing code M)
90 (color code Black)

FULL SKU: Style **288191** | Size **06** | Color **90**

SIZING CODE

ADULT SIZE CODE	ADULT SIZE CODE	ADULT SIZE CODE	ADULT SIZE CODE	ADULT SIZE CODE	ADULT SIZE CODE	PANTS SIZE CODE	YOUTH/KIDS SIZE CODE
One Size 00	L 09	3XLT 17	1 20	9 29	S/M 72	30 37	3-4 79
XS 02	LT 10	4XL 18	2 21	10 30	M/L 91	32 38	5-6 52
SS 03	XLS 11	4XLT 19	3 22	11 31	L/XL 73	34 39	6-8 48
S 04	XL 12	5XL 88	4 23	12 32		36 40	7-8 54
MS 05	XLT 13	X 26	5 24	13 33		38 41	10-12 49
M 06	2XL 14	1X 86	6 25	14 34		40 42	14-16 50
MT 07	2XLT 15	2X 87	7 27	16 35		42 43	
LS 08	3XL 16	3X 95	8 28	18 78		44 44	

COLOR CODE

NAME	CODE	NAME	CODE	NAME	CODE	NAME	CODE
Clear	00	Coral	13	Brick Red	33	Blue	80
White	01	Lava Red	17	Pink	36	Light Blue	81
Sand	03	Mixed Color	18	Ice	38	Indigo Blue	82
Brown	04	Blue Teal	19	Violet	41	Royal Blue	83
Fire Red	06	Mirror Silver	22	Deep Purple	42	Navy	89
Charcoal Grey	07	Magnesium	24	Smoke	57	Black	90
Silver	08	Lilac	25	Green	70	Bronze	92
Grey	09	Hi-Vis Yellow	26	Teal	74	Matte Black	93
Yellow	10	Heather Charcoal	29	Turquoise (Aqua)	76	Black with Graphics	94
Gold	11	Red	30	Army Green	77	Amber	95
Orange	12	Wine	32	Denim Blue	79	Ivory	97

OUTER, MID & BASE LAYERS + SPORTSWEAR

MEN'S - REGULAR 5'7"-6'0"

	XS	S	M	L	XL	2XL	3XL	4XL
Chest	31-33	34-36	38-40	42-44	46-48	50-52	54-56	58-60
Waist	26 ½-27 ½	28 ½-30 ½	32 ½-34 ½	36 ½-39	41 ½-43 ½	46-48	50 ½-52 ½	54-57
Hips (Seat)	31 ½-32 ½	33 ½-35 ½	37 ½-39 ½	41 ½-43 ½	45-46 ½	48 ½-50 ½	52 ½-54 ½	56 ½-58 ½
Arm Length	30 ½	32 ½	33	33 ½	34 ½	35	36	36 ½
Inseam	30 ½	32	32	32	32	32	32	32

MEN'S - TALL 6'1" AND ABOVE

	MT	LT	XLT	2XLT	3XLT
Chest	38-40	42-44	46-48	50-52	54-56
Waist	32 ½-34 ½	36 ½-39	41 ½-43 ½	46-48	50 ½-52 ½
Hips (Seat)	37 ½-39 ½	41 ½-43 ½	44-46	48 ½-50 ½	52 ½-54 ½
Arm Length	34	34 ½	35 ½	36	36 ½
Inseam	34	34	34	34	34

MEN'S - SHORT 5'6" AND BELOW

	SS	MS	LS	XLS
Chest	34-36	38-40	42-44	46-48
Waist	28 ½-30 ½	32 ½-34 ½	36 ½-39	41 ½-43 ½
Hips (Seat)	33 ½-35 ½	37 ½-39 ½	41 ½-43 ½	44-46
Arm Length	31 ½	32	32 ½	33 ½
Inseam	30	30	30	30

WOMEN'S - REGULAR 5'3"-5'8"

	XS	S	M	L	XL	2XL
Chest	33-35	35-37	37-39	40-43	44-47	48-49
Waist	26-28	29-30	31-33	35-37	39-41 ½	42-43 ½
Hips (Seat)	36-37 ½	38-39 ½	40-42	43-45 ½	47-49 ½	50-51 ½
Arm Length	30 ½	30 ½	31	31 ½	32 ½	32 ½
Inseam	30	30	30	30	30	30

WOMEN'S - TALL 5'9" AND ABOVE

	ST	MT	LT	XLT
Chest	35-37	37-39	40-43	44-47
Waist	29-30	31-33	35-37	39-41 ½
Hips (Seat)	38-39 ½	40-42	43-45 ½	47-49 ½
Arm Length	31 ½	32	32 ½	33 ½
Inseam	32	32	32	32

WOMEN'S - PLUS SIZE

	X	1X	2X	3X
Chest	45-47	47-49	50-53	54-57
Waist	39-41 ½	41 ½-43 ½	45-47 ½	49-52
Hips (Seat)	48-49 ½	50-51 ½	53-55 ½	56-59 ½
Arm Length	32 ½	32 ½	33	33
Inseam	29	29	29	29

WOMEN'S - SHORT 5'1" AND BELOW

	SS	MS	LS	XLS
Chest	35-37	37-39	40-43	43-47
Waist	29-30	31-33	35-37	39-41 ½
Hips (Seat)	38-39 ½	40-42	43-45 ½	47-49 ½
Arm Length	29 ½	30	30 ½	31 ½
Inseam	28	28	28	28

JUNIOR

	2	3	4	5	6	7	8	10	12	14	16	18
Height	2'11"	3'2"	3'5"	3'8"	3'11"	4'2"	4'5"	4'8"	4'11"	5'2"	5'5"	5'8"
Chest	21	22	23	24	25	26	27	28 ½	30	31 ½	33	35
Waist	20	20 ½	21	21 ½	22	22 ½	23	24	25	26	27	29 ¾
Hips (Seat)	21	22	23	24	25	26	27	28 ½	30	31 ½	33	36 ½
Arm Length	15 ½	17	18 ½	20	21 ½	23	24 ½	28 ½	30	31 ½	33	33 ¾
Inseam	13 ½	15 ½	17 ½	19 ½	21	22 ¾	24 ½	26 ¾	28	29 ½	31	31 ½

SOCKS

	S	M	L		S/M	L/XL
Men's	—	6-9 ½	10-13	Kids'	9 ½-12 ½	13-3
Women's	4-8	8 ½-12	—			

Helmet sizing information is available on page 207.

Boot sizing information is available on page 212.

Glove and mitt sizing information is available on page 235.



VIBE COMMUNICATION SYSTEMS

KEY TECHNOLOGIES

Built in partnership with Sena for BRP, the Vibe communication systems delivers unparalleled connectivity and versatility when you ride. Working as an extension of the vehicle's ecosystem. Use the 10.25" touchscreen display of your Ski-Doo sled to access unique functions to go above and beyond. Opt for the Vibe Universal comm system for the most versatility. Compatible with most helmets. Go one step further with the fully integrated vibe and the advex plus the Ski-Doo exclusive E-LinQ accessory system.



DID YOU KNOW ABOUT VIBE AND THE BRP GO! APP?

Ready, set, go! Set up and manage the Vibe communication system in no time directly in the free BRP GO! mobile app. You can check the battery level, change the device language, and much more!

- INCREDIBLE MESH RANGE BY SENA (2KM/1.2 MILE)
- UNPARALLED TALK TIME UP TO 12 HOURS
- UNIVERSAL FIT AND EASY TOOL-LESS ASSEMBLY ON ALL BRP HELMETS
- AMAZING SOUND BY HARMAN/KARDON®
- UNLIMITED TALK TIME WITH E-LINQ POWER (VIBE PAIRED WITH ADVEX)



SENA OPEN MESH
INTERCOM



GROUP MESH INTERCOM:
UP TO 24 RIDERS



INTERCOM UP TO
2KM/1.2 MILE
IN OPEN TERRAIN



MULTI-LANGUAGE
VOICE COMMAND



COMPARATIVE CHART

HELMET COMPATIBILITY

	VIBE	VIBE UNIVERSAL
ADVEX	<input checked="" type="checkbox"/>	<input type="checkbox"/>
OXYGEN	<input type="checkbox"/>	<input checked="" type="checkbox"/>
EXOME	<input type="checkbox"/>	<input checked="" type="checkbox"/>
PYRA	<input type="checkbox"/>	<input checked="" type="checkbox"/>
MOST OTHER HELMETS	<input type="checkbox"/>	<input checked="" type="checkbox"/>



Scan here
for more info

COMMUNICATION SYSTEM AND HELMET ACCESSORIES



Matte Black [93]

VIBE UNIVERSAL COMM SYSTEM BY BRP 929105 • One size

- VIBE UNIVERSAL Comm System with superior audio quality for every BRP helmet.
- **Sound by harman/kardon®.**
- Mesh only system: Robust Reliability compatible with all Sena Mesh device.
- Battery capacity Up to 12 hours of talk time (8 hours at -18°C/-0°F).
- One-Click-to-Connect simplicity with other mesh riders.
- Mesh Intercom™ features superior audio quality.
- Up to 2 km / 1.2 miles in open terrain. Range can be extended with multiple riders.
- Multi-channel protocol in Open Mesh allows users to switch between 9 comm channels.
- Convenience of voice-activated digital assistant access ("Hey Google"/"Hey Siri").
- Rapid-Charging.
- Glove-friendly interface.
- Compatible with all BRP helmets.
- When paired with the BRP Go App!, you can manage many settings such as : Sound, mesh channels options, software updates, battery level. Handlebars controls.



Matte Black [93]

VIBE COMMUNICATION SYSTEM BY BRP 929086 • One size

- VIBE Comm System with superior audio quality for the ADVEX helmet.
- **Sound by harman/kardon®.**
- Mesh only system: Robust Reliability compatible with all Sena Mesh device.
- Battery capacity Up to 18 hours of talk time (12 hours at -18°C/-0°F).
- One-Click-to-Connect with other mesh riders.
- Up to 2 km / 1.2 miles in open terrain. Range can be extended with multiple riders.
- Multi-channel protocol in Open Mesh allows users to switch between 9 comm channels.
- Convenience of voice-activated digital assistant access ("Hey Google"/"Hey Siri").
- Rapid-Charging.
- Glove-friendly interface.
- Compatible with all ADVEX helmets.
- Never run out of power when installed in ADVEX Radiant helmet version and plugged in your Ski-Doo.*Will not charge the battery.
- Compatible with the 10.25" touchscreen display : Listen to music, place/receive calls, and use phone voice assistance
- When paired with the BRP Go App!, you can manage many settings such as : Sound, mesh channels options, softwares updates, battery level. Handlebars controls.



Black [90]

ADVEX HELMET-INTEGRATED LED UTILITY LIGHT 929085 • One size

- Accessory for Advex helmet.
- Utility flashlight.
- Tool-free installation.
- 3 power modes.
- 3 AAA batteries (battery box to install in the helmet, batteries not included).
- Using the Vibe Communication System Battery.
- Connection of the Vibe communication system by E-LinQ (electric power supplied by the vehicle).
- Easy one-handed on/off without a button (by opening/closing).
- High level of illumination, over 100 lumens.
- ECE 22.06 certification for helmet.

For safety reasons, the battery cannot be charged while riding. Considering the increased risks inherent when charging a battery, BRP has chosen NOT to make this action possible to guarantee maximum user safety. Features may vary depending on the vehicle.



Black [90]

OXYGEN LED UTILITY LIGHT 929006 • One size

- Accessory for Oxygen helmet.
- Oxygen – Chin LEDBEAM Utility Light.
- 2 AAA batteries (batteries not included).



OXYGEN FLOW HELMET

THE OXYGEN BETTER THAN EVER

Our best-selling helmet now better than ever with a new adjustable ventilation system. Manage the temperature by up to 10 degrees inside the helmet. Aim for the best comfort in a high-tech, feature-rich package.

Safety and comfort combine in a high-tech, feature-rich package in the Oxygen Flow Helmet. This DOT-certified helmet is built with a lightweight M-FORGE composite shell in two sizes for a better, more comfortable fit. When visibility is key, the maskless experience offers an unobstructed panoramic field of vision, while anti-fog and anti-scratch lenses let you see clearly. The heated visor and retractable heating amber chamber for the sun visor help keep your sight lines clear regardless of the conditions. The Oxygen Helmet also boasts noise-reducing technology, an optional front LED and battery-free rear LED, and it's ready to receive a communication system so you can stay in touch with your fellow riders.



Performance:



Lightweightness

Airflow

Warmth

Key benefits:



Heated

Wide field
of view

DOT and ECE
certified



HEATED VISOR



NOISE CANCELLING SYSTEM



ADJUSTABLE AIRFLOW VENTS



OXYGEN HELMETS

UNISEX



NEW White [01], Black [90], Matte Black [93]

OXYGEN FLOW HELMET

929087 • XS, S, M, L, XL, 2XL, 3XL

DOT

- Oxygen Helmet (DOT) with M-FORGE Composite shell.
- Includes a rear removable curtain and a vent in the chin curtain for extra airflow.
- Lightweight M-FORGE® Composite shell.
- Neck skirt to reduce air intrusion.
- 1850 g ± for size large.

- Visor equipped with an adjustable ventilation system to adjust the temperature inside the helmet according to the weather conditions. Our tests have shown a temperature reduction up to 10°C compared to the visor without a vent.
- 4-year limited warranty.
- Sun visor heated chamber.
- Amplified heated visor with pivot contact system.
- Retractable amber sun visor.
- Prescription eyeglasses friendly.
- Adjustable humidity extractor vents.
- Unobstructed panoramic field of vision for an incredible maskless riding experience.
- Durable anti-fog and anti-scratch coatings.
- NCS: reduces noise.



Black [90]

OXYGEN FLOW CARBON HELMET

929095 • XS, S, M, L, XL, 2XL, 3XL

DOT

- Oxygen Carbon Helmet with M-FORGE carbon composite shell.
- Lightweight CARBON M-FORGE® Composite shell.
- Large neck skirt with vent.
- Rear removable curtain.
- 1750 g ± for size large.

- Robust detents allow precise opening adjustments for airflow.
- Optional front LED utility light.
- Lightweight batteryless rear LED light for added rider safety.
- E-LinQ rear magnet connector.
- Offered with amber sun visor for best vision in snow conditions.
- Ready to receive communication system.
- Operate all features with gloved hands.
- 2 shell sizes for better fit and comfort.
- Ratcheting quick-release chin strap.
- Recyclable helmet shell for minimal environmental impact.
- Aerodynamic shape to reduce neck fatigue.
- DOT certified.



Black [90]

OXYGEN HELMET

929019 • XS, S, M, L, XL, 2XL, 3XL

DOT

- Neck skirt to reduce air intrusion.
- 1800 g ± for size large.

- Oxygen Helmet (DOT) with Lightweight M-FORGE® Composite shell.
- 4-year limited warranty.
- Sun visor heated chamber.
- Amplified heated visor with pivot contact system.
- Retractable amber sun visor.
- Prescription eyeglasses friendly.
- Adjustable humidity extractor vents.
- Unobstructed panoramic field of vision for an incredible maskless riding experience.
- Durable anti-fog and anti-scratch coatings.
- NCS: reduces noise.
- Robust detents allow precise opening adjustments for airflow.



Charcoal Grey [07], Yellow [10]

SKI-DOO OXYGEN HELMET

929090 • XS, S, M, L, XL, 2XL, 3XL

DOT

- Includes a rear removable curtain and a vent in the chin curtain for extra airflow.
- 1850 g ± for size large.

- Optional front LED utility light.
- Lightweight batteryless rear LED light for added rider safety.
- E-LinQ rear magnet connector.
- Unique remote control with visor heat indicators.
- Offered with amber sun visor for best vision in snow conditions.
- Ready to receive communication system (not compatible with VIBE Communication System by BRP).
- 2 shell sizes for better fit and comfort.
- Ratcheting quick-release chin strap.
- Recyclable helmet shell for minimal environmental impact.
- DOT certified.

ADVEX HELMET

If versatility were a helmet, it would be the Advex. Built for the active rider, the helmet adapts to temperature changes better than the competition to perform at a high level in all conditions.



BRP BRANDED



SKI-DOO BRANDED



Performance:



Lightweightness



Airflow



Warmth

Key benefits:



Heated and non heated




High airflow




DOT and ECE certified


KEY TECHNOLOGIES (ADVEX VS OXYGEN)



HEAT
DISTRIBUTION



AIRFLOW



NOISE
CANCELLING



JET
STYLE



COMM
INTEGRATION



BACK
LIGHT

What differentiates the Advex Helmet from the Oxygen? For one, the Advex is designed for the more active rider. Thanks to the M-FORCE composite shell, it delivers the same incredible performance and protection. But where it shines is in versatility: with a superior humidity management system, the Advex excels in a variety of weather conditions. Plus, the Advex's Jet-Style design means easier face access, guarantees an improved noise reduction system and gives an edgy look.

Scan here
for more info



ADVEX HELMETS

UNISEX



Black [90]

ADVEX SPORT RADIANT HELMET

DOT ECE22.06

929081 • XS, S, M, L, XL, 2XL, 3XL



Orange [12]

ADVEX SPORT RADIANT HELMET

DOT ECE22.06

929126 • XS, S, M, L, XL, 2XL, 3XL



White [01]

ADVEX SPORT RADIANT HELMET

DOT ECE22.06

929130 • XS, S, M, L, XL, 2XL, 3XL



Yellow [10]

SKI-DOO ADVEX SPORT RADIANT HELMET

DOT ECE22.06

929094 • XS, S, M, L, XL, 2XL, 3XL

- Advex Sport Radiant Helmet (DOT/ECE) with M-FORGE Composite shell.
- 4-year limited warranty.
- Lightweight M-FORGE® Composite shell.
- Innovative and safe full-face access opening.
- Adjustable and easily removable peak.
- Amplified heated visor with pivot contact system with integrated adjustable vent.
- Sun visor heated chamber.
- E-LinQ rear magnet connector.
- Lightweight batteryless rear LED light for added rider safety.
- Retractable amber sun visor for best vision in snow conditions.
- Prescription eyeglasses friendly.
- Adjustable humidity extractor vents.
- NCS: reduces noise.

- Optional side LED utility light.
- Optional VIBE mesh communication system made for winter with never lose power feature when plugged in.
- Neck skirt to reduce air intrusion.
- Humidity control with breathguard mask system.
- Operate all features with gloved hands.
- 2 shell sizes and 4 EPS sizes for better fit and comfort.
- Ratcheting quick-release chin strap.
- Recyclable helmet shell for minimal environmental impact.
- Aerodynamic shape to reduce neck fatigue.
- 1795 g ± for size large.
- 1865 g ± for size large with peak.
- DOT and ECE 2206 certified.



Black [90]

ADVEX SPORT HELMET

DOT ECE22.06

929079 • XS, S, M, L, XL, 2XL, 3XL



Orange [12]

ADVEX SPORT HELMET

DOT ECE22.06

929125 • XS, S, M, L, XL, 2XL, 3XL



White [01]

ADVEX SPORT HELMET

DOT ECE22.06

929129 • XS, S, M, L, XL, 2XL, 3XL

- Advex Sport Helmet (DOT/ECE) with M-FORGE Composite shell.
- 4-year limited warranty.
- Lightweight M-FORGE® Composite shell.
- Innovative and safe full-face access opening.
- Adjustable and easily removable peak.
- Dual lens anti-fog visor with integrated adjustable vent.
- Retractable amber sun visor for best vision in snow conditions.
- Prescription eyeglasses friendly.
- Adjustable humidity extractor vents.
- NCS: reduces noise.
- Optional side LED utility light.
- Optional VIBE Mesh made for winter integrated communication system.

- Neck skirt to reduce air intrusion.
- Humidity control with breathguard mask system.
- Operate all features with gloved hands.
- 2 shell sizes and 4 EPS sizes for better fit and comfort.
- Ratcheting quick-release chin strap.
- Recyclable helmet shell for minimal environmental impact.
- Aerodynamic shape to reduce neck fatigue.
- 1825 g ± for size large.
- 1895 g ± for size large with peak.
- DOT and ECE 2206 certified.


PYRA HELMET

Designed in-house with our riders' needs in mind, the Pyra Helmet delivers advanced deep snow safety and performance at an affordable price.



// ERT

Energy reduction technology helps absorb the shock in the case of a fall from both direct and rotational impacts.



Performance:

 **Lightweightness**  **Airflow**  **Warmth**

Key benefits:

 **Lightweight**  **Accessible**  **DOT and ECE certified**

BRP BRANDED



SKI-DOO BRANDED



// AIRFLOW

Don't sweat the ride with an open chin, removable wind deflector and rear vents.



ARE YOU TRAIL READY?

Your Pyra helmet is the perfect match the Pyra Balaclava and the Flint XL goggles. Wear them all together to cut the wind as you try daring jumps and ride on twisty trails.

Pyra
Balaclava
448735



Flint Radiant Goggles
448751
Also available in XL
448763

Scan here
for more info



PYRA HELMETS

UNISEX



Charcoal Grey (07), Yellow (10)

PYRA HELMET

929041 • XS, S, M, L, XL, 2XL, 3XL

DOT ECE22.06

- Pyra Helmet (DOT/ECE) with plastic composite shell.
- 4-year limited warranty.
- Advanced plastic composite shell with rotational impact absorbing system (ERT).
- Adjustable peak system.
- Removable wind deflector.
- Front and rear hi-max air vent system to maximize cooling.
- Removable, washable and replaceable moisture-wicking liner.
- Lightweight double-D chin strap.
- Weight: ±1,310 grams for size Large.
- DOT/ECE 2206 certified.



Charcoal Grey (07)

SKI-DOO PYRA X-TEAM EDITION HELMET

DOT ECE22.06

929089 • XS, S, M, L, XL, 2XL, 3XL



EXOME HELMETS

ALL-OUT FUN WITH ALL-DAY COMFORT

3 POSSIBLE HELMET CONFIGURATIONS

EXOME Sport Radiant: Electric visor, ultimate comfort.
Sport: Get the sport look!
Glossy exterior with all you need.



MODULARITY

With the Exome Helmet, you don't need to take off your helmet anymore. To talk, eat or drink, just open the visor and expose your face by lifting the chin. Ride and socialize, and do it all without missing a beat.



BRP BRANDED



SKI-DOO BRANDED



Performance:

Lightweightness Airflow Warmth

Key benefits:


Heated and non heated High airflow DOT and ECE certified

Scan here
for more info



AIRFLOW

The Exome Helmet lets you control your environment to control how comfortable you are. Customize the air intake with vents or suck out the moisture with a built-in system: this one provides a fog-free experience.



EXOME HELMETS

UNISEX



Charcoal Grey (07), Grey (09), Red (30), Yellow (10)

EXOME SPORT RADIANT HELMET DOT
929037 • XS, S, M, L, XL, 2XL, 3XL

- Exome Sport Helmet (DOT) with plastic composite shell.
- 4-year limited warranty.
- Advanced plastic composite shell.
- Modular helmet.
- Breath Evac fog-resistant mask system.
- Removable peak.
- Dual lens Radiant electric heated anti-fog visor, Radiant version only.



Charcoal Grey (07), Yellow (10)

SKI-DOO EXOME SPORT RADIANT HELMET DOT
929088 • XS, S, M, L, XL, 2XL, 3XL

- Offered with amber sun visor for best vision in snow conditions.
- 2 shell sizes for better fit and comfort.
- Quick-release chin strap.
- Eyeglasses compatible.
- Includes 5 absorbent pads for the Breath Evac mask.
- DOT certified



Charcoal Grey (07), Red (30)

EXOME SPORT HELMET DOT
929036 • XS, S, M, L, XL, 2XL, 3XL



Black (90)

EXOME HELMET DOT
929035 • XS, S, M, L, XL, 2XL, 3XL

- Exome Helmet (DOT) with plastic composite shell.
- 4-year limited warranty.
- Advanced plastic composite shell.
- Modular helmet.
- Breath Evac fog-resistant mask system.
- Dual lens anti-fog visor.
- Offered with amber sun visor for best vision in snow conditions.
- 2 shell sizes for better fit and comfort.
- Quick-release chin strap.
- Eyeglasses compatible.
- Includes 5 absorbent pads for the Breath Evac mask.
- DOT certified.



HELMETS

MEN'S & WOMEN'S							
	XS	S	M	L	XL	2XL	3XL
Head (in.)	20 $\frac{1}{8}$ –21 $\frac{1}{4}$	21 $\frac{1}{8}$ –22	22 $\frac{3}{8}$ –22 $\frac{1}{2}$	23 $\frac{1}{8}$ –23 $\frac{3}{8}$	24–24 $\frac{1}{2}$	24 $\frac{3}{4}$ –25 $\frac{1}{8}$	25 $\frac{1}{2}$ –25 $\frac{3}{4}$
Head (cm)	53–54	55–56	57–58	59–60	61–62	63–64	65–66

GOGGLES

UNISEX

NEW TRENCH OTG GOGGLES

// FIT OVER MOST
PRESCRIPTION GLASSES



Matte Black [93]

SKI-D00 TRENCH OTG GOGGLES

448780 • One size

- Fit over most prescription glasses on the market with lens height below 2 in. (51 mm) and with branches width of 5¼ in. (146 mm).
- Feature injection double lens which is anti-scratch, anti-fog and distortion-free optics.
- Thermo-formed 3 layer face foam offers best fit.
- No-slip silicone strap keeps goggles in place.
- Injection-molded PC cylindrical lens provides distortion-free vision and enhanced impact resistance.
- A vibrant lens tint with light silver mirror that increases visual acuity in extremely flat and low light conditions.
- Removable nose guard provides extra protection against cold and debris.



Black [90]

FLINT RADIANT UV GOGGLES

448751 • One size

- Heated Radiant Electric lens.
- Feature injection-molded PC cylindrical lens.
- Anti-scratch, anti-fog performance for distortion-free vision and enhanced impact resistance.
- Thermo-formed 3 layer face foam offers best fit.
- No-slip silicone strap keeps goggles in place.
- Removable nose guard for extra deflection against roots and debris.
- XL version is ideal for colder weather, covering more space between the goggles and the helmet.



Black [90]

FLINT XL RADIANT UV GOGGLES

448763 • One size



Black [90], Brick Red [33], Grey [09], Indigo Blue [82]

SKI-D00 TRENCH UV GOGGLES

448723 • One size



Black [90], Brick Red [33], Grey [09], Indigo Blue [82]

SKI-D00 TRENCH XL UV GOGGLES

448761 • One size

- Feature injection double lens which is anti-scratch, anti-fog and distortion free optics.
- Wider thermo-formed 3-layer face foam offers best fitting.
- No-slip silicone strap keeps goggles in place.
- Injection-molded PC cylindrical lens provides distortion-free vision and enhanced impact resistance.
- A vibrant lens tint with light silver mirror that increases visual acuity in extremely flat and low light conditions.
- Removable nose guard for extra deflection against cold and debris.
- XL version is ideal for colder weather, covering more space between the goggles and the helmet.



Brick Red [33], Indigo Blue [82], Yellow [10]

EDGE UV GOGGLES

448724 • One size

- Feature injection-molded PC cylindrical lens.
- Anti-scratch, anti-fog performance while providing distortion-free vision and enhanced impact resistance.
- Wider thermo-formed 3-layer face foam offers best fitting.
- No-slip silicone strap keeps goggles in place.
- Removable nose guard for extra deflection against roots and debris.
- XL version is ideal for colder weather, covering more space between the goggles and the helmet.
- Bonus lens included: A vibrant lens tint with light silver mirror that increases visual acuity in extremely flat and low light conditions.



Brick Red [33], Indigo Blue [82], Yellow [10]

EDGE XL UV GOGGLES

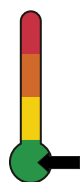
448762 • One size



BALACLAVA

CREATING AN ECOSYSTEM WITH HELMETS

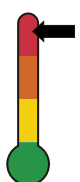
Light Balaclava



Breath Guard Mid Balaclava



Ultimate Warmth Balaclava



FABRIC

Light	Medium	Heavy	Mesh

Inverse correlation with helmets!

Warmer helmet = Lighter balaclava

Ventilated helmet = Warmer balaclava

UNISEX



Black [90]

NEW LIGHT BALACLAVA

448796 • S/M, L/XL

- Light Balaclava provides optimal breathability.
- Perfect when used with the OXYGEN helmets or any full-face helmet model.
- 88% recycled polyester/12% spandex.
- Wicking properties.
- Snag-resistant.
- Back-brushed material.
- Stretch-bonding finish all around the face for extra comfort.
- Long lightweight front neck curtain to protect from wind.
- Shorter neck curtain at back to avoid bulkiness in jacket.
- Improved fit stays well in place when riding.
- Head opening under the chin.
- Offered in 2 sizes: S/M and L/XL.
- Ski-Doo logo at chin.



Black [90]

NEW BREATH GUARD MID BALACLAVA

448797 • S/M, L/XL

- Breath Guard Mid Balaclava provides warmth, breathability and windproofness.
- Perfect when used with the ADVEX helmets or any breath guard featuring helmet models.
- Polyester/Spandex.
- Mid weight.
- Wicking properties.
- Snag-resistant.
- Back-brushed material.
- Stretch-bonding finish all around the face for extra comfort.
- Long wind resistant front neck curtain to protect from air entry.
- Shorter neck curtain at back to avoid bulkiness in jacket.
- Chin coverage and back insert in stretch material for maximal comfort during the ride.
- Breath box in mesh for perfect integration with Advex helmet.
- Neck curtain laminated with waterproofness of 5,000 mm and breathability of 5,000 g with PFAS-free durable water resistance (DWR).
- Improved fit stays well in place when riding.
- Offered in 2 sizes: S/M and L/XL.
- Ski-Doo logo at neck.



Black [90]

NEW ULTIMATE WARMTH BALACLAVA

448810 • S/M, L/XL

- Ultimate Warmth Balaclava provides extreme warmth, breathability and windproofness.
- Perfect when used with the EXOME helmets or any modular helmet model.
- Polyester/Spandex.
- Heavy weight for optimal warmth for extreme cold riding conditions.
- Wicking properties.
- Snag-resistant.
- Back-brushed material.
- Stretch-bonding finish all around the face for extra comfort.
- Long wind resistant front neck curtain to protect from air entry.
- Neck curtain laminated with waterproofness of 5,000 mm and breathability of 5,000 g with PFAS-free durable water resistance (DWR).
- Improved fit stays well in place when riding.
- Head opening right under the chin.
- Offered in 2 sizes: S/M and L/XL.

UNISEX



Black [90]

ULTIMATE TRAIL BALACLAVA

447736 • S/M, L/XL

- Ultimate balaclava provides warmth, breathability and windproofness.
- Perfect when used with the Oxygen, Exome and Pyra helmets.
- 60% polyester, 30% nylon, 10% spandex.
- Waterproof, windproof and breathable fabric at neck.
- Moisture-wicking fabric.
- Elastic channel at sides for contoured fit.



Black [90]

COMBO BALACLAVA

448743 • One size

- Warm and breathable balaclava that protects head and neck.
- Use for deep snow riding.
- 100% polyester.
- 2-piece construction that allows a better fit.
- Top piece allows better breathability.
- Bottom piece allows good protection against the cold.
- Stretch antibacterial warming fleece fabric with brushed inner surface.
- Flatlocked seams prevent skin chafing.
- Ski-Doo screen print.



Black [90]

ACTIVE BALACLAVA SOLID

448729 • One size

- Balaclava that provides warmth and breathability.
- Use on trails.
- 91% polyester, 9% spandex.
- Stretch antibacterial fabric with brushed inner surface.
- Moisture-wicking anti-odor treatment.
- Flatlocked seams prevent skin chafing.
- Non-branded.



Black [90], Orange [12], Brick Red [33]

X-TEAM EDITION ACTIVE BALACLAVA

454823 • One size

- Warm and breathable balaclava.
- Use for deep snow riding.
- X-Team flavor.
- 91% polyester, 9% spandex.
- Stretch antibacterial fabric with brushed inner surface.
- Moisture-wicking anti-odor treatment.
- Flatlocked seams prevent skin chafing.



Black [90]

PYRA BALACLAVA

448735 • One size

- Balaclava with a neoprene face guard for effective moisture exchange to promote breathing in extreme cold.
- Perfect when used with Pyra helmet.
- 65% nylon, 20% polyester, 10% spandex, 5% synthetic.
- Stretch, quick-dry fabric with brushed inner surface.
- Flatlocked seams prevent skin chafing.
- Perfect to use with open face helmets.
- Centered heat transfer with Pyra logo.

ABSOLUTE 0 COLLECTION

TRAIL RIDING

The warmest of the warmest, our Absolute 0 collection hits the trail with no regard for the elements. It's here to do a job: keep you warm and comfortable, no matter the weather. Now upgraded with two new additions!

NEW Unisex Absolute 0 Claw Mitts

446385

Performance:



Waterproofness



Dexterity



Warmth



Asymmetrical design, made for riding.

Offering the dexterity of a glove with the warmth of a mitt.

Sympatex® membrane with lifetime warranty for the best protection against the elements.

Maximum warmth with PrimaLoft Gold grip insulation.



NEW Absolute 0 BOA Boots

930003

SOLES
BY



sympatex®



Personalised Michelin® Outsole for better durability and grip.



Sympatex® membrane all around with lifetime warranty for the best protection against the elements.



Full durable PU shell for maximum waterproofness and windproofness.



First BRP boots with BOA® Fit System.

CLOSER LOOK

sympatex®

Enjoy your time on the snow no matter the weather when you wear our Absolute 0 Collection when you ride. Make the most of the two-ply Sympatex membrane and PrimaLoft Gold insulation with one goal in mind: attacking the trails and staying warm and comfortable.

BOOTS AND SOCKS

MEN'S



Black [90], Yellow [10]

NEW! ABSOLUTE 0 BOA BOOTS

930003 • 5, 6, 7, 8, 9, 10, 11, 12, 13, 14

- Absolute 0 BOA Boots with BOA Lace system and Michelin outsole.
- Your new favorite boot for the ultimate trail rider.
- Use on trails.
- 12" height.
- Limit of comfort temperature range: -76°F or -60°C.
- Sympatex® membrane with lifetime warranty.
- 800 g PrimaLoft Gold GC Insulation.
- BOA Single Dial System.
- Rugged PU shell construction.
- Ortholite O-Therm AEROGEL footbed.
- Slip resistant MICHELIN rubber outsole.
- Gusseted tongue construction for debris protection.
- Aggressive design, inspired by Ski-Doo sleds.

UNISEX



Black [90]

TEC+ ULTRA BOOTS

444258 • 5, 6, 7, 8, 9, 10, 11, 12, 13

- Tec+ Ultra Boots with tough abrasion resistant outer material and performance liner.
- Tough abrasion resistant leather outer and textile.
- Sympatex® breathable waterproof membrane.
- Performance liner that will provide warmth and added comfort by shaping to your foot.
- Limit of comfort temperature range: -58°F to -76°F or -50°C to -60°C.
- Rugged ultra-grip outsole design.
- Removable inner liner.



Black [90]

TEC+ REC BOOTS

444240 • 5, 6, 7, 8, 9, 10, 11, 12, 13

- Tec+ Rec Boots with tough abrasion resistant leather outer.
- Breathable waterproof membrane.
- Limit of comfort temperature range: -58°F to -76°F or -50°C to -60°C.
- Rugged ultra-grip outsole design.
- Removable inner liner.

KIDS'



Black [90]

SKI-DOO KIDS' BOOTS

444273 • 1, 2, 3, 4, 10, 11, 12, 13

- Insulated Ski-Doo Kids' winter boots.
- 100% waterproof and synthetic PU insulated boot.
- Adjustable snow collar with a lace lock.
- Injection-molded lightweight synthetic PU.
- Outsole with multi-directional treads for stability in snowy condition.
- Thermal rating certification: -10°C

UNISEX



Brick Red [33]

ACTIVE LIGHTWEIGHT SOCKS

444254 • S, M, L

- Active lightweight socks perfect to retain warmth.
- Ventilation channels for maximum breathability.
- Reinforced toe and heel in PrimaLoft and wool.
- Elastic fabric for comfort.

WOMEN'S



Black [90]

WOMEN'S TEC+ REC BOOTS

444241 • 6, 7, 8, 9, 10

- Women's Tec+ Rec Boots with tough abrasion resistant leather outer.
- Breathable waterproof membrane.
- Limit of comfort temperature range: -58°F to -76°F or -50°C to -60°C.
- Rugged ultra-grip outsole design.
- Removable inner liner.

UNISEX



Brick Red [33]

PERFORMANCE MIDWEIGHT SOCKS

445597 • S, M, L

- Performance sock with X-Team aesthetic.
- Elastic fabric to ensure comfort.
- Reinforcement in wool for durability.
- Ski-Doo and X logos.



Dark Navy [16]

THERMAL HEAVYWEIGHT SOCKS

444255 • S, M, L

- Active lightweight socks perfect to retain warmth.
- Ventilation channels for maximum breathability.
- Reinforced toe and heel in PrimaLoft and wool.
- Elastic fabric for comfort.

BOOTS

MEN'S / UNISEX

	5	6	7	8	9	10	11	12	13
EU-Unisex Shoe Size	37	38	39.5	41	42	43	44.5	46	47
Foot [in.]	9	9 1/8	9 1/4	10	10 1/8	10 1/2	11	11 1/8	11 1/4
Foot [cm]	23	24	24.5	25.5	26.5	27	28	29	29.5

WOMEN'S

	6	7	8	9	10
EU-Women's Shoe Size	35.5	37	38	39.5	41
Foot [in.]	8 1/2	9	9 1/8	9 1/4	10
Foot [cm]	22	23	24	24.5	25.5

KIDS'

	10	11	12	13	1	2	3	4
EU-Kids' Shoe Size	28	29	30	31	32	33	34	35
Foot [in.]	7.2	7.4	7.9	8.1	8.3	8.5	8.8	9.1
Foot [cm]	18.3	18.8	20.1	20.6	21.1	21.6	22.4	23.2

RIDING GEAR – ABSOLUTE 0

MEN'S



Black (90)

MEN'S ABSOLUTE 0 JACKET

288128 • S, M, L, XL, 2XL, 3XL

- Warmest jacket in our collection.
- Use on trails.
- 100% windproof, waterproof and highly breathable 2-ply Sympatex® membrane with lifetime warranty.
- 200 g of PrimaLoft® Gold insulation plus a removable Radiant Core inner liner with 100 g of PrimaLoft® Gold.
- Radiant Core technology for maximum heat retention and warmth.
- 100% sealed seams and logos.
- Removable hood with clip system.
- Removable and adjustable collar to prevent air entry.
- Quadruple insulated center front flaps for heat retention and wind protection.
- E-LinQ system for cable management.
- Underarm vents.
- 2 hand pockets, 1 Napoleon pocket with chamois and 1 inner mesh pocket.
- Inner cellphone pocket.

Performance:



Waterproofness



Breathability



Warmth

Key benefits:



Element Proof



Max Warmth



High Airflow

MEN'S



Black (90)

NEW MEN'S ABSOLUTE 0 HIGHPANTS

441677 • S, M, L, XL, 2XL, 3XL

- Warmest Highpants in our lineup.
- Use on trails.
- 2-ply Sympatex® membrane with lifetime warranty.
- 200 g of PrimaLoft® Gold insulation.
- 100% sealed seams and logos.
- Full length side zippers at leg.
- Polar fleece seat and crotch for added warmth.
- Stretch knit material on sides for additional flexibility.
- Pre-shaped and padded knees.
- Adjustable waist.
- Bib pocket and 2 hand pockets with inner brushed knit fabric.
- Storm gaiters.

WOMEN'S



Black (90)

NEW WOMEN'S ABSOLUTE 0 HIGHPANTS

441680 • S, M, L, XL, 2XL

Performance:



Waterproofness



Breathability



Warmth

Key benefits:



Element Proof



Max Warmth



Built-in Protection

UNISEX



Black [90]

NEW UNISEX ABSOLUTE 0 CLAW MITTS
446385 • XS, S, M, L, XL, 2XL, 3XL

- Warmest claw mitts in our lineup
- Asymmetrical design, designed for riding.
- Use on trails.

Performance:**Waterproofness****Dexterity****Warmth**

- Top of Hand : 60 g PrimaLoft Grip Control and 200G of Crosscore Technology.
- Palm: 60 g of PrimaLoft Gold Grip Control.
- Sympatex® membrane with lifetime warranty.
- Goatskin Leather Palm.
- Naturally moisture-wicking lining for better moisture management.
- Fingertips and flex panels.
- Silicone wiper on left hand.
- Soft terry cloth material for nose wiping.
- High gauntlet construction.
- Duraflex hardware, cord lock and adjustment.
- Stitched padding on knuckles for extra protection.
- Stretch panels on thumb and trigger fingers.
- No strap adjustment at wrist for ultimate flexibility.
- Touchscreen index finger.
- BRP yellow accent.
- Ski-Doo tonal branding.



Black [90]

ABSOLUTE 0 GLOVES
446317 • XS, S, M, L, XL, 2XL, 3XL

- Warmest glove in our lineup.
- Use on trails.

Performance:**Waterproofness****Dexterity****Warmth**

- Top hand: 200 g PrimaLoft® Gold and goose down.
- Palm: 133 g PrimaLoft® grip control insulation.
- Ethical goose down insulation.
- Waterproof, windproof and breathable glove insert.
- Naturally moisture-wicking and antimicrobial wool blend lining.
- Box fingertips to avoid air infiltration.
- Leather palm and fingers with grip reinforcement.
- Touchscreen index finger.
- Nose wipe on thumb.



Black [90]

ABSOLUTE 0 MITTS
446318 • XS, S, M, L, XL, 2XL

- Warmest mitts in our lineup.
- Use on trails.

Performance:**Waterproofness****Dexterity****Warmth**

- Top hand: 200 g PrimaLoft® Gold and goose down.
- Palm: 133 g PrimaLoft® grip control insulation.
- Ethical goose down insulation.
- Waterproof, windproof and breathable glove insert.
- Naturally moisture-wicking and antimicrobial wool blend lining.
- Leather palm and fingers with grip reinforcement.
- Touchscreen index finger.
- Nose wipe on thumb.

X-TEAM COLLECTION

FRESH FITS FOR YOUR ALL-OUT

Trails are meant to be driven over — and blazed. Our X-Team Collection is sure to please our most dedicated riders. All day? You bet!



- 1 Men's Exodus X-Team Edition Jacket – 288293
- 2 Women's Exodus X-Team Edition Jacket – 288291
- 3 Men's Vasa + X-Team Edition Jacket – 456032
- 4 Men's Absolute 0 X-Team Edition Jacket – 440984



RIDING GEAR – X-TEAM

MEN'S



Fire Red [06], Yellow [10]

NEW MEN'S EXODUS X-TEAM EDITION JACKET

288293 •

S, M, L, XL, 2XL, 3XL

- Warm jacket with a racing look.
- X-Team edition.
- Use on trails.
- 100% sealed seams and logos.
- Radiant Core technology for maximum heat retention and warmth.
- Additional removable collar to prevent air entry.
- 2 hand pockets, 1 napoleon pocket with goggle cloth and 1 inner mesh pocket.
- 360° reflective details for maximum visibility.
- Polar fleece at front of body and top of arms for added warmth.



Bronze [92], Green [70]

MEN'S EXODUS X-TEAM EDITION JACKET BIG & TALL

456010 •

2XLT, 3XL, 3XLT, 4XL, 5XL

- Insulated top center front flap and underlap for heat retention and wind protection.
- E-LinQ cable management system.
- Powder skirt.
- Underarm vent.
- Articulated sleeves.
- Adjustable cuffs with wrist gaiter and thumb hole.
- YKK® zippers throughout and YKK® AquaGuard® at hand pockets and chest pocket.
- Cell phone pocket.

WOMEN'S



Pink [36]

NEW WOMEN'S EXODUS X-TEAM EDITION JACKET

288291 •

XS, S, M, L, XL, 2XL



Black with Graphics [94]

WOMEN'S EXODUS X-TEAM EDITION JACKET

456009 •

XS, S, M, L, XL, 2XL

Performance:



Waterproofness



Breathability



Warmth

Key benefits:



Windproof



Reflective



Fleece Lined

MEN'S



Black [90], Fire Red [06]

NEW MEN'S ABSOLUTE 0 X-TEAM EDITION JACKET

440984 •

S, M, L, XL, 2XL, 3XL

- Warmest jacket in our collection.
- X-Team edition.
- Use on trails.
- 100% windproof, waterproof and highly breathable 2-ply Sympatex® membrane with lifetime warranty.
- 200 g of PrimaLoft® Gold insulation plus a removable Radiant Core inner liner with 100 g of PrimaLoft® Gold.
- Radiant Core technology for maximum heat retention and warmth.
- 100% sealed seams and logos.

WOMEN'S



Black [90]

NEW WOMEN'S ABSOLUTE 0 X-TEAM EDITION JACKET

288288 •

XS, S, M, L, XL, 2XL

Performance:



Waterproofness



Breathability



Warmth

Key benefits:



Element Proof



Max Warmth



High Airflow

MEN'S



Hi-Vis Yellow [26]

NEW MEN'S VASA + X-TEAM EDITION JACKET
 456032 • S, M, L, XL, 2XL, 3XL

- Integrated ExoFloat System for flotation assistance in the event of ice breakthrough.
- Ideal for active Crossover riding.
- Self-floating style. Does not require pants with ExoFloat System.
- X-Team edition.

Performance:**Waterproofness****Breathability****Warmth****Key benefits:**

- 100% seam sealed.
- Updated ExoFloat System with a closed-cell NBR foam for enhanced flotation performance.
- New flotation technology makes this jacket lightweight, breathable and comfortable.
- 2-ply Sympatex® membrane with lifetime warranty.
- Color accent on hood and reflective accent on shoulders for optimal visibility.
- Accessible whistle pocket for safety.
- Underarm zippered vents.
- D-ring at bottom hem.
- Bonded lycra cuff with thumb hole.
- Removable hood with hood clip attachment.
- 2-way zipper to improve comfort in sitting position.
- Chest pocket with water resistant zipper.
- 2 hands pocket with water resistant zipper.
- Fully Seam Sealed.
- Removable powder skirt.
- E-LinQ cable management system.



SPORTSWEAR

X-TEAM

Show your colors. Our sportswear X-Team Collection is fashioned to fit our most fanatical riders.

- 1 Men's X-Team Edition Race Jersey – 454972
- 2 Women's X-Team Edition Race Jersey – 454971
- 3 Youth X-Team Edition Jersey – 454973
- 4 Unisex X-Team Legacy Knit Beanie – 448812
- 5 Men's X-Team Edition LS – 288000
- 6 Unisex Ski-Doo X-Team Racing Curved Cap – 448809
- 7 Active Riding Tube – 454837



SPORTSWEAR – X-TEAM

MEN'S



Black (90), Charcoal Grey (07)

NEW MEN'S X-TEAM EDITION SNO-X ZIP-UP 288191 • S, M, L, XL, 2XL, 3XL

- Men's X-Team hooded Zip-Up.
- Now with asymmetrical cut and color blocking for a bold new look.
- 96% polyester, 4% spandex.
- Brushed back full dull.
- Front left chest Ski-Doo logo soft print.
- Soft X-Team print on the back.
- Rotax, XPS and KYB logos on the sleeves.
- Two zippered hand pockets.
- Regular sleeves.
- 3 panel hood.
- Thumb holes.



Green (70), Navy (89)

MEN'S X-TEAM EDITION SNO-X ZIP-UP HOODIE 454865 • S, M, L, XL, 2XL, 3XL

- Heavyweight fleece for maximum warmth.
- X-Team flavor.
- 96% polyester, 4% spandex.
- Adjusted fit.
- Full zip hoodie.
- 2 hand pockets.
- Thumb hole.



Grey (09), Hi-Vis Yellow (26)

NEW MEN'S X-TEAM EDITION MICRO-FLEECE 288194 • S, M, L, XL, 2XL, 3XL

- Men's X-Team hooded Zip-Up.
- Now with a new textured fleece and color blocking for a bold new look.
- 100% polyester.
- Grid polar fleece.
- Brushed back polar fleece inserts.
- Front left chest XPS, KYB and Rotax logos in soft plastisol print.
- Left chest zippered closed pocket.
- Soft Ski-Doo plastisol print on the middle back and X-Team graphic on the front right.
- Rotax, XPS and KYP prints on the sleeves.
- Two zippered hand pockets.
- Regular sleeves.



Black (90), Navy (89)

NEW MEN'S X-TEAM LEGACY LONG SLEEVE T-SHIRT 288195 • S, M, L, XL, 2XL, 3XL

- Men's graphic X-Team T-shirt with printed artwork at front.
- 60% cotton, 40% polyester.
- Slim fit.
- Ribbed collar.
- Ski-Doo, X-Team logo and racing flag printed at front.
- Colorful Ski-Doo logo on the right sleeve.



Navy (89)

MEN'S X-TEAM EDITION MICRO-FLEECE 454809 • S, M, L, XL, 2XL, 3XL

- Mid weight microfleece, excellent for warmth as a second layer.
- X-Team flavor.
- 92% polyester, 8% spandex.
- Moisture-wicking fabric.
- Zippered hand pockets.
- 1 zippered chest pocket and 2 zippered hand pockets.
- Ski-Doo embossed binding at collar, cuff and hem.



Charcoal Grey (07), Orange (12)

MEN'S X-TEAM EDITION RACE JERSEY 454972 • S, M, L, XL, 2XL, 3XL

- Semi-fitted V-neck jersey.
- X-Team graphic.
- 100% polyester.
- Quick-dry fabric.
- Antibacterial, moisture-wicking fabric.
- Sublimated print.
- Rib at collar and cuffs.
- Underarm gusset for ease of movement.
- Jersey longer at the back to easily enter it in riding pants.

WOMEN'S



Black [90], Army Green [77]

MEN'S X-TEAM EDITION LS

288000 • S, M, L, XL, 2XL, 3XL

- Casual long sleeve T-shirt with X-Team logo.
- X-Team artwork on right sleeve.
- Ski-Doo logo on left chest.



Bronze [92], Charcoal Grey [07], Hi-Vis Yellow [26]

MEN'S APEX X-TEAM EDITION T-SHIRT

454866 • S, M, L, XL, 2XL, 3XL

- X-Team short sleeve T-shirt.
- 100% cotton.
- Ski-Doo logo with X at left chest.
- X-Team artwork at back.
- Crew neck.
- Ski-Doo fold up label on bottom left side.



Black [90]

NEW MEN'S X-TEAM FACTORY RACING T-SHIRT

288131 • S, M, L, XL, 2XL, 3XL

- Men's X-Team graphic T-shirt with printed logos and text at front.
- 60% cotton, 40% polyester.
- Slim fit.
- Ribbed collar.
- Ski-Doo graphic at front that features prints on the chest and ribs.
- XPS and Rotax logos printed on the right sleeve.



Charcoal Grey [07]

MEN'S SKI-DOO PIT SHIRT

454576 • S, M, L, XL, 2XL, 3XL

- Ski-Doo Pit Shirt perfect to wear when working around your snowmobile.
- 65% polyester, 32% cotton, 3% spandex.
- Chest pocket.
- Back pleats for ease of movement.
- Back loop to hang shirt.
- Ski-Doo logo on left chest.
- Sponsor logos on right chest.



Heather Grey [27]

MEN'S X-TEAM T-SHIRT

288003 • S, M, L, XL, 2XL, 3XL

- Casual T-shirt with X-Team logo.
- X-Team graphic at center front.



Black [90]

MEN'S SKI-DOO TECH POLO

454582 • S, M, L, XL, 2XL, 3XL

- Short sleeve tech polo.
- 95% polyester, 5% spandex.
- Quick-dry and moisture-wicking.
- 4-hole plastic embossed button.
- Ski-Doo silver print logo at back.
- Ski-Doo label at chest.

WOMEN'S



Black [90], Wine [32]

NEW WOMEN'S X-TEAM EDITION SNO-X ZIP-UP
288192 • XS, S, M, L, XL, 2XL

- Women's X-Team hooded Zip-Up.
- Now with asymmetrical cut and color blocking for a bold new look.
- 96% polyester, 4% spandex.
- Brushed back full dull.
- Front left chest Ski-Doo logo soft print.
- Soft X-Team print on the back.
- Rotax, XPS and KYB logos on the sleeves.
- Two zippered hand pockets.
- Regular sleeves.
- 3 panel hood.
- Thumb holes



Grey [09], Purple [40]

NEW WOMEN'S X-TEAM EDITION MICRO-FLEECE
288193 • XS, S, M, L, XL, 2XL

- Women's X-Team hooded Zip-Up.
- Now with a new textured fleece and color blocking for a bold new look.
- 100% polyester.
- Grid polar fleece.
- Brushed back polar fleece inserts.
- Front left chest XPS, KYB and Rotax logos in soft plastisol print.
- Left chest zipped closed pocket.
- Soft Ski-Doo plastisol print on the middle back and X-Team graphic on the front right.
- Rotax, XPS and KYP prints on the sleeves.
- Two zippered hand pockets.
- Regular sleeves.



Grey [09], Violet [41]

WOMEN'S X-TEAM EDITION RACE JERSEY
454971 • XS, S, M, L, XL, 2XL

- Semi-fitted V-neck jersey.
- X-Team graphic.
- 100% polyester.
- Quick-dry fabric.
- Antibacterial, moisture-wicking fabric.
- Sublimated print.
- Rib at collar and cuffs.
- Underarm gusset for ease of movement.
- Jersey longer at the back to easily enter it in riding pants.

UNISEX



Black [90], Grey [09]

NEW UNISEX SKI-DOO X-TEAM RACING CURVED CAP
448809 • One size

- Unisex X-Team curved cap with racing aesthetic.
- 100% cotton.
- Adjustable 6 panel cap.
- Embroidered Ski-Doo X-Team racing graphics at front.
- Rotax and XPS soft plastisol print on the left panel and Ski-Doo X-Team racing on the right panel of the cap.
- Printed checkered underbrim.



Orange [12], Yellow [10]

X-TEAM EDITION CURVED CAP
454799 • One size

- Racing look cap with X-Team logo artwork at front.
- Perfect to wear every day.
- X-Team flavor.
- Curved brim.
- Plastic adjustment at back.
- Ski-Doo fold up label at back.



Black [90], Navy [89]

NEW UNISEX X-TEAM LEGACY KNIT BEANIE
448812 • One size

- Unisex X-Team knitted beanie.
- 100% acrylic beanie.
- Ski-Doo X-Team patch with racing flag embroidered at front.



Navy [89], Purple [40]

KNIT BEANIE X-TEAM EDITION
454845 • One size

- Lifestyle hat with Ski-Doo logo.
- X-Team flavor.
- 100% acrylic.
- X-Team logo at front.
- Foldover cuff.



Black [90], Charcoal Grey [07]

X-TEAM GRADIENT FLEX FIT FLAT CAP
288099 • S/M, L/XL, 2XL

- New Flex Fit cap with X-Team logo.
- Perfect to wear every day.
- Ski-Doo print at front with gradient X.
- Flat brim.
- Adjustments at back.

RIDING GEAR – TRAIL

MEN'S



Black (90)

NEW MEN'S EXODUS JACKET

288296 • S, M, L, XL, 2XL, 3XL

- Warm jacket with a race-inspired look.
- Use on trails.
- 100% sealed seams and logos.
- Radiant Core technology for maximum heat retention and warmth.
- Additional removable collar to prevent air entry.
- 2 hand pockets, 1 Napoleon pocket with goggle cloth and 1 inner mesh pocket.
- 360° reflective details for maximum visibility.
- Polar fleece at front of body and top of arms for added warmth.

- Insulated top center front flap and underflap for heat retention and wind protection.
- E-LinQ cable management system.
- Powder skirt.
- Underarm vent.
- Articulated sleeves.
- Adjustable cuffs with wrist gaiter and thumb hole.
- YKK® zippers throughout and YKK® AquaGuard® at hand pockets and chest pocket.
- Cell phone pocket.
- 200 g of Youngone Eco Loft Heat Soft® insulation.

WOMEN'S



456007
Black (90)

288294

WOMEN'S EXODUS JACKET

456007 • XS, S, M, L, XL, 3XL

288294 • XS, S, M, L, XL, 2XL • Black (90)

Performance:



Waterproofness



Breathability



Warmth

Key benefits:



Windproof



Reflective



Fleece Lined



Black (90)

MEN'S EXODUS HIGHPANTS

441702 • XS, S, M, L, XL, 2XL, 3XL

- Warm highpants with a racing look.
- Use on trails.
- 100% sealed seams on outer shell.
- Polar fleece at seat
- Pre-shaped and padded knees.
- Heat seal logo.
- 200 g of Youngone Ecoloft Heat Soft® insulation.
- Drop seat on women's version.



Black (90)

WOMEN'S EXODUS HIGHPANTS

441704 • XS, S, M, L, XL, 2XL, 3XL

Performance:



Waterproofness



Breathability



Warmth

Key benefits:



Windproof



Built-in Protection



Warm Seat

MEN'S



Black [90]

MEN'S WARM-UP COAT

440957 • One size

- Warm coat to wear over your gear.
- Used by the racing team.
- Critical seams and logos sealed.
- Fixed hood.
- Two side pockets.
- Side split at bottom hem for optimal mobility.
- 200 g of ThermoLoft® insulation.



Black [90]

X-TEAM NYLON GLOVES

446351 • XS, S, M, L, XL, 2XL, 3XL

- Insulated and breathable glove, perfect for active rides.
- Use for trail and deep snow riding.

Performance:**Waterproofness****Dexterity****Warmth**

- Top hand: 200 g PrimaLoft® Gold.
- Palm: 133 g PrimaLoft® grip control.
- Waterproof, windproof and breathable glove insert.
- Naturally moisture-wicking and antimicrobial wool blend lining.
- Boxed fingertips to avoid air infiltration.
- Grip control technology for a better grip in palm.
- Touchscreen index finger.
- Visor wiper.



Orange [12]

MEN'S SKI-DOO RACING JACKET

456037 • S, M, L, XL, 2XL, 3XL

- Watertight zippers throughout.
- 2 large front pockets.
- Front and rear zippered vent.



Black [90], Charcoal Grey [07]

X-TEAM LEATHER GLOVES

446356 • S, M, L, XL, 2XL, 3XL

- Rugged, proven leather construction in a warm insulated glove.
- Use for trail and deep snow riding.

Performance:**Waterproofness****Dexterity****Warmth**

- Top hand: 200 g PrimaLoft® Gold.
- Palm: 133 g PrimaLoft® grip control.
- Waterproof, windproof and breathable glove insert.
- Naturally moisture-wicking and antimicrobial wool blend lining.
- Boxed fingertips to avoid air infiltration.
- Grip control technology for a better grip in palm.
- Touchscreen index finger.
- Visor wiper.



Orange [12]

NEW MEN'S SKI-DOO RACING PANTS

441719 • S, M, L, XL, 2XL, 3XL

- Shell pants with a racing look.
- 85% Polyester, 13% Nylon, 2% aramid fiber.
- Reinforcement fabric at inseam and high wear areas.
- Higher back and lower front shape for optimal comfort.
- Pre-shaped knees.
- Extra grip stripes added to seating area.
- D-rings at crotch and at waist.



Black [90]

EXPEDITION GLOVES

446337 • XS, S, M, L, XL, 2XL, 3XL

- Extra warm gloves for comfort in all riding conditions.
- Use for trail and deep snow riding.

Performance:**Waterproofness****Dexterity****Warmth**

- Top hand: 200 g PrimaLoft® Gold.
- Palm: 133 g PrimaLoft® Gold.
- Waterproof, windproof and breathable glove insert.
- Naturally moisture-wicking and antimicrobial wool blend lining.
- Leather palm and fingers with grip reinforcement.
- Touchscreen index finger.
- Nose wipe on thumb.

MEN'S



Black [90]

GRIP GLOVES

446323 • S, M, L, XL, 2XL, 3XL

- High performance insulated glove with great grip feel.
- Use for trail and deep snow riding.

Performance:**Waterproofness****Dexterity****Warmth**

- Waterproof, windproof and breathable glove insert.
- Inside adhesive technology for a better grip control, added tactility and dexterity.
- Light insulation at back of hand only (85 gr PrimaLoft Gold), for warmth without compromising grip.
- Print design on back of hand to minimize snow accumulation.
- Rubber finger print for improved grip.
- Fully shaped fingers.
- Box fingertips to avoid air infiltration.
- Neoprene wrist with adjustment.
- Padded and reinforced palm.
- Leather palm construction for toughness.
- Suede at back thumb for lens wipe.
- Conductive leather at index.



Black [90]

X-TEAM CREW GLOVES

446297 • S, M, L, XL, 2XL, 3XL

- Soft, durable, flexible and breathable gloves.
- Use for trail and deep snow riding.

Performance:**Waterproofness****Dexterity****Warmth**

- 77% nylon, 23% polyurethane.
- Stretch wrist for easy in and out.

UNISEX



Black [90]

NECK GAITOR

447841 • One size

- Neck gaitor to protect against the cold.
- 100% polyester.
- Spandex binding and elastic at back for a better fit.
- Anti-pilling fleece.



ENDURO COLLECTION

For our active, performance riders,
the Enduro collection is going to keep
up with you no matter the ride ahead.



Men's Enduro Insulated One-Piece Suit – 456034
Men's Enduro Highpants – 441701



With the 100% windproof and waterproof
Sympatex membrane coupled with some
light insulation, this is perfect for our
crossover riders!

RIDING GEAR – ENDURO

MEN'S



Black [90], Camo [37]

MEN'S ENDURO INSULATED ONE-PIECE SUIT

456034 • S, M, L, XL, 2XL, 3XL

- 6 external pockets for storage optimization.
- Insulated One-Piece Suit with Sympatex membrane for elevated protection and max mobility.
- Use for Crossover riding.
- Mapped insulation of Youngone Eco Loft Flex SR®. Body 100 g, Arms and Legs 80 g.
- 2-ply Sympatex® membrane with lifetime warranty and durable water repellent finish.
- 100% sealed seams and logos.
- Color accent on right forearm.
- Water resistant YKK® Aquaguard® zippers.
- Zipper gusset at neck to give extra comfort when wearing helmet.
- Air vents at underarm for maximum airflow.
- Removable and adjustable hood with inner pocket for storage.
- Adjustable suspenders on the inside.
- Adjustable waistband.
- Back pleats for maximum mobility.
- Reinforced fabric at inner bottom leg.
- Padded elbows and knees for extra protection when wearing.
- Goggle cloth in front left chest pocket.
- Inner cell phone pocket.
- E-LinQ cable management system.



Black [90], Hi-Vis Yellow [26]

NEW MEN'S ENDURO GLOVES

446387 • S, M, L, XL, 2XL, 3XL

- Perfect glove for active trail riding and crossover riding.
- Offering maximal protection and optimal level of insulation.
- Use on and off trails.

Performance:



Waterproofness



Dexterity



Warmth

- Top hand: 133 g PrimaLoft® Grip Control.
- Palm: 60 g PrimaLoft® Grip Control.
- Sympatex® membrane with lifetime warranty.
- Naturally moisture-wicking lining for better moisture management.
- Goatskin Leather on palm and shell.
- Custom TPR Protection + D30 Padding.
- Silicone wiper on left hand.
- Mid gauntlet with gusset construction and adjustment strap.
- Touchscreen index finger.
- Ski-Doo branding

WOMEN'S



Black [90]

WOMEN'S ENDURO INSULATED ONE-PIECE SUIT

456039 • XS, S, M, L, XL, 2XL

- 4 external pockets for storage optimization.

Performance:



Waterproofness



Breathability



Warmth

Key benefits:



Element Proof



Max Mobility



Drop Seat



Black [90]

NEW WOMEN'S ENDURO GLOVES

446388 • XS, S, M, L, XL, 2XL

- Women's specific fit, approved by women riders!
- Perfect glove for active trail riding and crossover riding.
- Offering maximal protection and optimal level of insulation.
- Use on and off trails.

Performance:



Waterproofness



Dexterity



Warmth

- Top hand: 133 g PrimaLoft® Grip Control.
- 100 g PrimaLoft® Crosscore.
- Palm: 60 g PrimaLoft® Grip Control.
- Sympatex® membrane with lifetime warranty.
- Naturally moisture-wicking lining for better moisture management.
- Goatskin Leather on palm and shell.
- Custom TPR Protection + D30 Padding.
- Silicone wiper on left hand.
- Mid gauntlet with gusset construction and adjustment strap.
- Touchscreen index finger.
- Ski-Doo branding.

MEN'S



Black [90], Brick Red [33]

MEN'S ENDURO JACKET

456018 • XS, S, M, L, XL, 2XL, 3XL

- High-performance, lightly insulated jacket with athletic fit for active trail riding.

Performance:



Waterproofness



Breathability



Warmth

Key benefits:



No-Frills Shell



Max Airflow



Max Mobility

- 2-ply Sympatex® membrane with lifetime warranty.
- 100% sealed seams and logos.
- Waterproof YKK® AquaGuard® zippers.
- Easy-access front and bicep venting for optimal thermoregulation.
- Powder skirt.
- Hem, collar and wrist adjustment.
- Inner microfleece cuff.
- Reflective elements for optimal visibility in low light conditions.
- Reinforcement fabric at elbow and back hem.
- 100 g of Youngone Eco Loft Heat Soft® insulation.



Black [90]

MEN'S ENDURO HIGHPANTS

441701 • S, M, L, XL, 2XL, 3XL

- High-performance, lightly insulated highpants fit for active trail riding.

Performance:



Waterproofness



Breathability



Warmth

Key benefits:



Windproof



Built-in Protection



Warm Seat

- 100% sealed seams and logos.
- Pre-shaped and padded knees.
- Polar fleece at seat and crotch for extra warmth.
- 2 side adjustable elastic suspenders.
- Bonded tab at side waistband to adjust back elastic for extra comfort.
- Storm gaiters with boot-to-lace snap connector.
- Reinforcement at inner legs for abrasion resistance.
- Reflective details at back leg.
- 100 g of Youngone Ecoloft Heat Soft® insulation.

VASA COLLECTION

The expanded Vasa+ flotation assist collection is here to help seasoned and new riders alike drive worry-free and with peace of mind.

- BREATHABLE

Breathe easy for all-day comfort.

- COMFORT TECH

Custom fit thanks to the new perforated memory foam comfort flotation panel.

- ADVANCED MATERIAL

New Sympatex membranes create windproof apparel and waterproof that's resistant to abrasion.

SKI-DOO
EXO
FLOAT
ASSIST

**TECHNOLOGY
WITH A SAFETY
TWIST!**

Built into every Vasa model, our ExoFloat System helps riders hit the trail with peace of mind knowing that they're still safe if they fall into a frozen body of water. Bridging the gap between comfort and science, this garment features an exoskeleton that is fully mapped out with high-tech flotation panels. Plus, it has mesh panels that evacuate the water. For optimal performance, make sure to wear the Vasa jacket and pants together, or go for the new Vasa+ jacket.

ELINQ
SYSTEM

EXO
FLOAT
SYSTEM

DID YOU KNOW?

No need for flotation assist pants with the Vasa+, our most advanced flotation assist jacket.



Scan here
for more info



SELF LEVELING

Strategically placed ExoFloat panels help assist you in self leveling to the surface



EXIT ASSIST

Mesh drainage to ensure you are not weighed down by the water that can inhibit exit



FLOAT ASSIST

Allow garment to assist you to the surface and exit the water quickly and safely

This is not a Coast Guard-approved personal flotation device; this is flotation assistance technology. Always make sure bodies of water are safe for riding and know that currents may affect ice thickness before adventuring.

RIDING GEAR – VASA

MEN'S



Black [90]

MEN'S VASA+ JACKET

440995 • S, M, L, XL, 2XL, 3XL

- Integrated ExoFloat System for flotation assistance in the event of ice breakthrough.
- Ideal for active Crossover riding.
- Self-floating style. Does not require pants with ExoFloat System.
- 100% seam sealed.
- Updated ExoFloat System with a closed-cell NBR foam for enhanced flotation performance.
- New flotation technology makes this jacket lightweight, breathable and comfortable.
- 2-ply Sympatex® membrane with lifetime warranty.
- Color accent on hood and reflective accent on shoulders for optimal visibility.
- Accessible whistle pocket for safety.
- Underarm zippered vents.
- D-ring at bottom hem.
- Bonded lycra cuff with thumb hole.
- Removable hood with hood clip attachment.
- 2-way zipper to improve comfort in sitting position.
- Chest pocket with water resistant zipper.
- 2 hands pocket with water resistant zipper.
- Fully Seam Sealed.
- Removable powder skirt.
- E-LinQ cable management system.

WOMEN'S



Black [90]

WOMEN'S VASA+ JACKET

440985 • XS, S, M, L, XL, 2XL

Performance:



Waterproofness



Breathability



Warmth

Key benefits:



Flotation Assistance



Windproof



Reflective

TRAIL

	Unisex Absolute 0 Claw Mitts	Absolute 0 Gloves	Absolute 0 Mitts	Enduro Gloves	X-Team Nylon Gloves	X-Team Leather Gloves	Expedition Gloves	X-Team Crew Gloves
								
Waterproof	●●●●●	●●●●●	●●●●●	●●●●●	●●●●●	●●●●●	●●●●●	●●●●●
Dexterity	●●●●●	●●●●●	●●●●●	●●●●●	●●●●●	●●●●●	●●●●●	●●●●●
Warmth	●●●●●	●●●●●	●●●●●	●●●●●	●●●●●	●●●●●	●●●●●	●●●●●
Colors	Black	Black	Black	Black, Hi-Vis Yellow	Black	Black, Charcoal Grey	Black	Black
SKU	446385	446317	446318	446387	446351	446356	446337	446297

sympatex®

More than a membrane

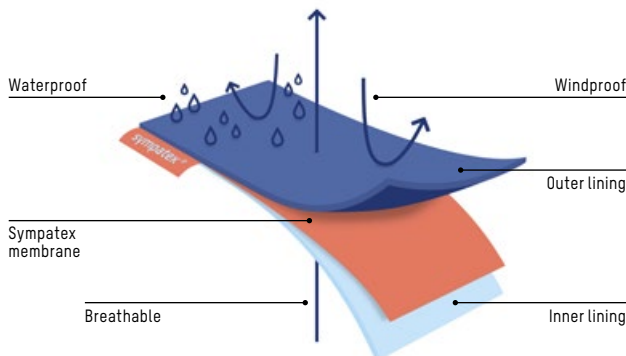
// 3 LAYERS


Full mobility and freedom of movement are a given with our Sympatex membrane. With a 3D optimized fit and coupled with our 3-layer lightweight stretch, it delivers comfort at every turn.


// TECHNOLOGY WITH AN EDGE

DYNAMIC BREATHABILITY WITH SYMPATEX®

In contrast to other membrane technologies, the poreless compact Sympatex membrane is based on a physical and chemical principle. The water-attracting (hydrophilic) part of the membrane absorbs the moisture from the body and emits it to the outside by evaporation. The water vapor molecules are transported outwards along the hydrophilic molecular chains. The molecular structure (hydrophilic components) of the Sympatex membrane swells with moisture and therefore provides space for water transport and fast evaporation.



 **100% WATERPROOF**

 **100% WINDPROOF**

 **OPTIMALLY BREATHABLE**

 **DURABLE**

 **RECYCLABLE AND RECYCLED**

 **PTFE-FREE**

 **CO₂ NEUTRAL**



	Sympatex®	Others competitors
Waterproofness	100% waterproof	Yes, but water pressure can weaken pores
Breathability	Increased breathability during physical activity	Not consistent during physical activity
PTFE free	Environmentally friendly	Not eco-friendly, contains PFC
Stretchability	>300%	100%
Durability	Extremely durable and tough	Performance can change with time


Scan here
for more info



Crossover – Enduro



Trail – Absolute 0 and Vasa+



Deep Snow – BC Series



RIDING GEAR – BC

MEN'S



Black [90]

MEN'S BC KONA ONE-PIECE SUIT 440932 • XS, S, M, L, XL, 2XL, 3XL

- Flexible and adaptable shell.
- Use for deep snow riding.

Performance:



Waterproofness



Breathability



Warmth

Key benefits:



Element Proof



High Airflow



Reinforced

- 2-ply Sympatex® membrane with lifetime warranty.
- 100% sealed seams and logos.
- Waterproof YKK® Aquaguard® zippers.
- Removable and adjustable hood.
- Removable suspenders.
- Backpack friendly underarm venting.
- Chest vents.
- Auxiliary zipper for added ventilation.
- Reflective details for optimized visibility.
- Two side pockets placed high for avalanche backpack strap.
- Zippered leg cargo pockets.

UNISEX



Black [90]

UNISEX BC ASPECT ONE-PIECE SUIT 440942 • XS, S, M, L, XL, 2XL, 3XL

- Flexible and adaptable shell.
- Use for deep snow riding.

Performance:



Waterproofness



Breathability



Warmth

Key benefits:



No-Frills Shell



Max Airflow



Reinforced

- 3-ply Sympatex® Toulon membrane with lifetime warranty.
- 100% sealed seams and logos.
- Waterproof YKK® Aquaguard® zippers.
- Fixed hood.
- Removable suspenders.
- Backpack friendly venting.
- Chest and bicep vents.
- Inner cell phone pocket.
- Abrasion-resistant zones at bottom hem.
- Leg zipper from hip to cuff.
- Leg pocket with strap for beacon or radio.
- Two side pockets on torso placed high for avalanche backpack strap.
- Zippered cargo-size pockets on legs.
- Reflective details for optimal visibility.

MEN'S



Black [90]

BC ASPECT LONG GLOVES 446352 • S, M, L, XL, 2XL, 3XL

BC ASPECT SHORT GLOVES 446354 • S, M, L, XL, 2XL, 3XL

- Breathable glove with some insulation perfect for moderate temperatures.
- Use in deep snow riding.

Performance:



Dexterity



Warmth

- Pittards® goat leather—resistant to the elements, stain resistant and durable leather.
- Sympatex® fabric 2 L.
- Insulated backhand and palm, for warmth without compromising grip (60 g PrimaLoft Gold/Grip Control at palm).
- Padded knuckles in nylon Cordura® for better protection.
- Outdry technology membrane waterproof and windproof.
- Maximum breathability with perforated leather insert between fingers.
- Xstatic mesh lined for antibacterial and stay dry moisture management.
- Wide and long cuff with elastic cord adjustment and puller at hem to fit over the sleeve.
- Inside adhesive technology for a better grip control.
- Shaped and articulated fingers for maximum grip control.
- Conductive leather at index.
- Wiper on left index and suede at back thumb for lens wipe.

DEEP SNOW

Grip Gloves



BC Aspect Short Gloves



BC Aspect Long Gloves



Waterproof

● ● ● ● ●

● ● ● ● ●

● ● ● ● ●

Dexterity

● ● ● ● ●

● ● ● ● ●

● ● ● ● ●

Warmth

● ● ● ● ●

● ● ● ● ●

● ● ● ● ●

Colors

Black

Black

Black

SKU

446323

446354

446352

LAYERING

MEN'S



Black [90]

NEW MEN'S X-TEAM BASE LAYER TOP

288200 • S, M, L, XL, 2XL, 3XL

- Discover our newly improved Men's X-Team Base Layer Top!
- Perfect to pair with our Base Layer Bottom.
- 88% polyester, 12% spandex, 220 GSM.
- Made of high-filament polyester enhanced by slight brushing to provide softness and warmth.
- Antimicrobial treatment.
- Improved fit.
- Small soft plastisol Ski-Doo logo at right chest.
- Soft oversize X-Team plastisol print on the right rib continuing to the back left.
- Regular sleeves.



Black [90]

NEW MEN'S X-TEAM BASE LAYER BOTTOM

288198 • S, M, L, XL, 2XL, 3XL

- Discover our newly improved Men's X-Team Base Layer Bottom!
- Perfect to pair with our Base Layer Top.
- 88% polyester, 12% spandex, 220 GSM.
- Made of high-filament polyester enhanced by slight brushing to provide softness and warmth.
- Antimicrobial treatment.
- Improved fit.
- Jacquard Ski-Doo X-Team elastic.
- Easy access pocket on the right leg.

UNISEX



Black [90]

MONOSUIT INSULATED LINER

454623 • XS, S, M, L, XL, 2XL, 3XL

- Under shell one-piece.
- Use for deep snow riding.
- 100% polyester mesh.
- Insulation: 120 gsm.
- Moisture wicking mesh lining.
- Chest pocket.
- Stretch gussets at shoulders and lower back for better flexibility.
- Drop seat.

WOMEN'S



Black [90]

NEW WOMEN'S X-TEAM BASE LAYER TOP

288199 • XS, S, M, L, XL, 2XL

- Discover our newly improved Women's X-Team Base Layer Top!
- Perfect to pair with our Base Layer Bottom.
- 88% polyester, 12% spandex, 220 GSM.
- Made of high-filament polyester enhanced by slight brushing to provide softness and warmth.
- Antimicrobial treatment.
- Improved fit.
- Small soft plastisol X-Team logo at right chest.
- Soft plastisol Ski-Doo print on the right arm.
- Raglan sleeves.



Black [90]

NEW WOMEN'S X-TEAM BASE LAYER BOTTOM

288197 • XS, S, M, L, XL, 2XL

- Discover our newly improved Women's X-Team Base Layer Bottom!
- Perfect to pair with our Base Layer Top.
- 88% polyester, 12% spandex, 220 GSM.
- Made of high-filament polyester enhanced by slight brushing to provide softness and warmth.
- Antimicrobial treatment.
- Improved fit.
- Jacquard Ski-Doo X-Team elastic.
- Soft vertical plastisol Ski-Doo print on bottom right leg.
- Easy access pocket on the right leg.
- No front crotch seam for more comfort

IT'S COOL TO STAY WARM!

**Turn any winter day into
a walk in the park**

FRESH FITS FOR YOUNG RIDERS

Spoil the youngest members of your family with the Ski-Doo kids' apparel ahead of their next great powder adventure. Our collection relies on trusted designs, colors and high-quality outerwear that make this the best gear around for young riders. Seriously, we kid you not.



PARTICLE JACKET FOR TEENS

Set them up for success with snowmobiling with a unique jacket designed for teen riders. With an inner fleece liner and Thermal Loft insulation, this item delivers extreme warmth and protection on the trail. Plus, reflective striping keeps young riders visible—exactly the warm welcome to the sport they need.



RIDING GEAR – JUNIOR

TEEN



Fire Red [06]

NEW SKI-DOO YOUTH OPS

288326 • 12, 14, 16

- Now Lightly insulated Shell like Onepiece available for Teens' sizing and Fit!
- One piece with a racing look.
- Use on trails.

Performance:



KIDS



Fire Red [06]

NEW SKI-DOO SQUADRON KIDS OPS (INS.)

288327 • 4, 6, 8, 10

- Colorful Squadron Kids OPS is developed together with kids. Thermal loft insulation is a perfect choice for riding and playing in the snow.
- Warm One piece with a colorful and playful look.
- Multi-use for winter plays

Performance:



Key benefits:



Waterproof
Zippers

Fully Seam
Sealed

RPM Max Shell for
moisture management

- Fully seam sealed.
- Front closure and pockets with waterproof YKK zippers.
- Reflective details for better visibility.
- Polar fleece seat for added warmth.
- Adjustable waist.
- Ski-Doo graphics.

TEEN



Black [90], Indigo Blue [82]

TEENS' PARTICLE GLOVES

446344 • 6-8, 10-12, 14-16

- Extra warm gloves for teens.
- Use for trail and deep snow riding.

Performance:



- Waterproof, windproof and breathable insert.
- 4-way stretch fleece cuff.
- Top hand: 240 g Thermal Loft.
- Palm: 100 g Thermal Loft insulation.

KIDS



Black [90]

TEENS' PARTICLE MITTS

446343 • 6-8, 10-12, 14-16

- Extra warm mitts for teens.
- Use for trail and deep snow riding.

Performance:



- Waterproof, windproof and breathable insert.
- Heat pack pocket built into inner mitt lining.
- Top hand: 240 g Thermal Loft.
- Palm: 140 g Thermal Loft insulation.

KIDS



Black [90]

KIDS' MINIMUM MITTS

446345 • 2, 4, 6

- Extra warm mitts for kids
- Use for trail and deep snow riding.

Performance:



- Waterproof, windproof and breathable insert.
- Side zipper for easy in and out.
- Top hand: 100 g Thermal Loft, 133 g PrimaLoft Gold.
- Palm: 100 g Thermal Loft insulation.

SPORTSWEAR – JUNIOR

JUNIOR



Yellow [10]

NEW YOUTH SNO-X ZIP-UP 288135 • 7-8, 10-12, 14-16

- Our beloved Sno-X Zip-Up is now offered for Youth. Complete the whole family story!
- X-Team printed heavy weight fleece for maximal warmth.
- 96% polyester, 4% spandex.
- Soft brushed back.
- Adjusted fit.
- 2 hand pockets.



Black [90]

NEW YOUTH X-TEAM LEGACY T-SHIRT 288136 • 7-8, 10-12, 14-16

- Casual T-shirt with X-Team logo. Youth size.
- 60% cotton, 40% polyester.
- Gradient X-Team graphic at center front.

KIDS



Black [90]

KIDS' NECK-WARMER 448728 • One size

- Neck-warmer for kids to protect against the cold.
- 92% PES, 8% EL.
- Micro polar fleece, spandex.
- Silicone logo patch.
- Ski-Doo fold up label at back.

UNISEX



Dark Navy [16], Indigo Blue [82]

KIDS' POM-POM BEANIE 448737 • One size

- Pom-Pom beanie to keep warm in style.
- 100% acrylic.
- Knitted beanie with microfleece lining.
- Silicone logo patch.
- Ski-Doo fold up label at back.



Black [90], White [01]

KIDS' SKI-DOO T-SHIRT 454847 • 3-4, 5-6

- Short sleeve kids' T-shirt.
- 100% cotton.
- Printed logo at chest.
- Ski-Doo fold up label on bottom left side and heat transferred Ski-Doo logo at back neck.



Indigo Blue [82]

KIDS' FULL ZIP FLEECE 454608 • 3-4, 5-6

- Heavyweight polar fleece for maximum warmth.
- 100% polyester microfleece.
- 2 handwarmer pockets.
- Ski-Doo patch print at chest.
- Elastic binding at hood, cuffs and hem.

KIDS/TEENS



Red [30]

NEW YOUTH X-TEAM EDITION JERSEY 454973 • 3-4, 5-6, 7-8, 10-12, 14-16

- Semi-fitted V-neck junior jersey.
- X-Team graphic.
- 100% polyester.
- Quick-dry fabric.
- Antibacterial, moisture-wicking fabric.
- Sublimated print.
- Rib at collar and cuffs.
- Underarm gusset for ease of movement.
- Jersey longer at the back to easily enter it in riding pants.

GLOVES & MITTS

MEN'S

	XS	S	M	L	XL	2XL	3XL
Palm (in.)	3	3 1/4	3 1/2	4	4 1/2	5	5 1/2
Palm (cm)	7.5	8	9	10	11.5	13	14

WOMEN'S

	XS	S	M	L	XL	2XL
	2 1/2	2 3/4	3	3 1/2	4	4 1/2
	6	7	8	9	10	11.5

KIDS'

	2	4	6
Hand circumference (in.)	4 1/4-5	5-5 1/4	5 1/4-5 3/4
Hand length (in.)	4-4 1/2	4 1/2-4 3/4	4 3/4-5

BAGS

UNISEX



Black (90)

SKI-DOO STAND-UP ROLLER GEAR BAG

469319 • One size

- Ski-Doo Stand-Up Roller Gear Bag with heavy duty polyester material.
- Structural skeleton ensures stand-up stability when loaded or unloaded.
- Waterproof cover included for extra protection against the elements.
- Compartmentalized design places helmets, goggles, boots and your gear in dedicated zones.
- Heavy duty 900 D polyester material.
- Dim.: 85 cm x 47 cm x 40 cm.
- 140 liter capacity.



Black (90)

SKI-DOO LAPTOP BACKPACK

469323 • One size

- Ski-Doo Laptop Backpack.
- Laptop/Tablet pocket holds up to 15" laptop.
- Fleece-lined sunglasses pocket.
- Adjustable shoulder and chest straps.
- Organization pocket with key clip.
- Foam padding on straps and back for comfort.
- Carry-on slider.
- Water bottle side pouch.
- 900 D polyester.
- Dim.: 30 cm x 45 cm x 21 cm.
- 25 liter capacity.



SPORTSWEAR SIGNATURE

If you love Ski-Doo, shout it from the mountaintops.

THIS SLED-THEMED APPAREL MAKES NO SECRET OF YOUR FAVORITE SNOWMOBILE.



1 Men's Ski-Doo DNA Pullover Hoodie - 288188

2 Ski-Doo Signature Cap - 288098

3 Men's Ski-Doo Vintage Crew Sweatshirt - 288269

4 Women's Ski-Doo Signature T-Shirt - 288299

5 Men's Ski-Doo Heritage 1/4 Zip - 288122

6 Women's Ski-Doo Heritage 1/4 Zip - 288245

7 Men's Signature Pullover Hoodie - 288209

8 Men's Plaid Bonded Overshirt - 288301



SPORTSWEAR – SIGNATURE

MEN'S



Black [90], Charcoal Grey [07]

NEW MEN'S SKI-DOO DNA PULLOVER HOODIE 288188 • S, M, L, XL, 2XL, 3XL

- Men's Graphic Pullover hoodie.
- 60 /40 CVC fleece.
- Regular sleeves.
- Kangaroo pocket at front.
- 3 panel hood.
- Ski-Doo logo at front left chest.
- Large Ski-Doo DNA artwork at back.
- Regular fit.
- Warm and comfortable fleece.



Black [90], Heather Grey [27], Hi-Vis Yellow [26], Red [30], Yellow [10]

NEW MEN'S SIGNATURE PULLOVER HOODIE 288209 • S, M, L, XL, 2XL, 3XL

- Signature Pullover hoodie.
- One side with brushed fleece.
- Handwarmer kangaroo pocket.
- Center front Ski-Doo logo.
- Rib at cuff and hem.



Black [90]

NEW MEN'S PLAID BONDED OVERSHIRT 288301 • S, M, L, XL, 2XL, 3XL

- Men's Plaid Bonded Overshirt that is perfect to wear on colder days!
- 75% polyester, 17% Acrylic, 4% polyamide, 2% viscose, 2% wool.
- 400 GSM.
- Herringbone weave.
- Super soft and cozy bonded micro polar fleece.
- Metal Ski-Doo embossed snaps.
- Two hand pockets.
- Two chest pockets with flaps.



Grey [09]

NEW MEN'S SKI-DOO HERITAGE 1/4 ZIP 288122 • S, M, L, XL, 2XL, 3XL

- Men's Heritage 1/4 zip.
- 60 /40 CVC fleece.
- Regular sleeves.
- Contrast insert Ski-Doo panel at front.
- Contrast insert panel at sleeves.
- Regular fit.
- Warm and comfortable fleece.



Black [90], Yellow [10]

MEN'S SIGNATURE ZIP-UP HOODIE 288008 • S, M, L, XL, 2XL, 3XL

- Signature hooded zip-up sweatshirt.
- Ski-Doo print on right sleeve.
- Dropped sleeves.
- Rib on cuffs and hem.
- Drawstring hood.



Black [90], Heather Grey [27]

NEW MEN'S SKI-DOO DNA T-SHIRT 288189 • S, M, L, XL, 2XL, 3XL

- Men's graphic Ski-Doo T-shirt with printed artwork at back.
- 60% cotton, 40% polyester.
- Heather Grey [27]: 97% cotton, 3% polyester.
- Slim fit.
- Ribbed collar.
- Small Ski-Doo logo at left chest and big Ski-Doo DNA artwork at back.



Heather Grey [27], Black [90]

NEW MEN'S SKI-DOO VINTAGE CREW SWEATSHIRT 288269 • S, M, L, XL, 2XL, 3XL

- Men's vintage crewneck.
- 60 /40 CVC fleece.
- Regular sleeves.
- Ski-Doo graphic at front.
- Regular fit.
- Warm and comfortable fleece.



Black [90], Smoke [57]

MEN'S SIGNATURE CREW SWEATSHIRT 288106 • S, M, L, XL, 2XL, 3XL

- Signature sweatshirt with Ski-Doo logo.
- Center-front logo.
- Relaxed fit.
- Dropped, set-in sleeves.
- Rib on collar, cuffs and hem.



Black [90], Red [30], Yellow [10]

NEW MEN'S SKI-DOO SIGNATURE T-SHIRT 288300 • S, M, L, XL, 2XL, 3XL

- Our men's classic Signature T-shirt perfect for our true loyalists!
- 60% cotton, 40% polyester.
- Slim fit.
- Ribbed collar.
- Ski-Doo logo at center front.

MEN'S



Black [90], White [01]

NEW MEN'S SKI-DOO VINTAGE T-SHIRT

288302 • S, M, L, XL, 2XL, 3XL

- Our best selling men's Ski-Doo T-shirt is back!
- Complete your look with the matching crewneck and cap.
- 60% cotton, 40% polyester.
- Slim fit.
- Ribbed collar.
- Vintage Ski-Doo artwork at center front.



Charcoal Grey [07], Green [70], Heather Grey [27]

MEN'S SIGNATURE T-SHIRT

454867 • S, M, L, XL, 2XL, 3XL

- Our classic Signature Ski-Doo T-shirt.
- 100% cotton.
- Large Ski-Doo logo at front and small one at back neck.
- Crew neck.
- Ski-Doo fold up label on bottom left side.

WOMEN'S



Wine [32]

NEW WOMEN'S SKI-DOO HERITAGE 1/4 ZIP

288245 • XS, S, M, L, XL, 2XL

- Women's Heritage 1/4 zip.
- 60/40 CVC fleece.
- Regular sleeves.
- Contrast insert Ski-Doo panel at front.
- Contrast insert panel at sides and sleeves.
- Regular fit.
- Warm and comfortable fleece.




Charcoal Grey [07]

WOMEN'S SIGNATURE PULLOVER HOODIE

454804 • XS, S, M, L, XL, 2XL

- Our iconic and comfortable Signature pullover hoodie.
- 80% cotton, 20% polyester.
- One side with brushed fleece.
- Handwarmer kangaroo pocket.
- Ski-Doo print at chest.
- Rib at cuff and hem.



Black [90], Pink [36]

WOMEN'S SIGNATURE PULLOVER HOODIE

288210 • XS, S, M, L, XL, 2XL

- Signature pullover hoodie.
- One side with brushed fleece.
- Handwarmer kangaroo pocket.
- Center front Ski-Doo logo.
- Rib at cuff and hem.
- Size up for the pink color.



Black [90]

WOMEN'S SIGNATURE ZIP-UP HOODIE

454850 • XS, S, M, L, XL, 2XL

- Semi-fitted hooded sweatshirt with zip-up.
- 80% cotton, 20% polyester.
- Ski-Doo print at chest.
- Full zip.
- Dropped sleeves.
- Rib at cuffs and hem.
- Drawstring hood.
- Split kangaroo pocket.



Black [90], Heather Grey [27]

WOMEN'S SIGNATURE ZIP-UP HOODIE

288107 • XS, S, M, L, XL, 2XL

- Signature hooded zip-up sweatshirt.
- Ski-Doo print on right sleeve.
- Dropped sleeves.
- Rib on cuffs and hem.
- Drawstring hood.



Navy [89]

WOMEN'S SIGNATURE CREW SWEATSHIRT

454801 • XS, S, M, L, XL, 2XL

- Signature sweatshirt with Ski-Doo logo.
- 80% cotton, 20% polyester.
- Outlined vertical Ski-Doo logo on right side.
- Relaxed fit.
- Dropped, set-in sleeves.
- Rib on collar, cuffs and hem.

WOMEN'S



Black [90], Wine [32]

NEW WOMEN'S SKI-DOO VINTAGE T-SHIRT
288303 • XS, S, M, L, XL, 2XL

- Our best selling women's Ski-Doo T-shirt is back!
- Complete your look with the matching crewneck and cap.
- 60% cotton, 40% polyester.
- Slim fit.
- Ribbed collar.
- Vintage Ski-Doo artwork at center front.



Black [90], Green [70], Heather Grey [27], Ivory [97]

WOMEN'S SIGNATURE T-SHIRT
454859 • XS, S, M, L, XL, 2XL

- Our classic Signature Ski-Doo T-shirt.
- 100% cotton.
- Large Ski-Doo logo at front and small one at back neck.
- Crew neck.
- Ski-Doo fold up label on bottom left side.



Black [90], Raspberry [39]

NEW WOMEN'S SKI-DOO SIGNATURE T-SHIRT
288299 • XS, S, M, L, XL, 2XL

- Our women's classic Signature T-shirt perfect for our true loyalists!
- 60% cotton, 40% polyester.
- Slim fit.
- Ribbed collar.
- Ski-Doo logo at center front.



Black [90]

WOMEN'S SIGNATURE LEGGINGS
454872 • XS, S, M, L, XL, 2XL

- Warm and breathable base layer.
- Use for deep snow riding.
- 73% polyester, 27% spandex.
- Moisture wicking.
- Elastic waistband.
- Heat transferred reflective Ski-Doo logo at left back leg.



Heather Grey [27], Indigo Blue [82], Ivory [97]

WOMEN'S SKI-DOO PRINTED T-SHIRT
454853 • XS, S, M, L, XL, 2XL

- Crew neck short sleeve T-shirt.
- 100% cotton.
- Small Ski-Doo logo at chest.
- Ski-Doo artwork at back.
- Ski-Doo fold up label on bottom left side.

SPORTSWEAR – APRÈS-SKI

MEN'S



Denim Blue [79]

MEN'S CONVERTIBLE MID-LAYER FLEECE

454808 • S, M, L, XL, 2XL, 3XL

- Semi-fitted zipped sweatshirt.
- Use every day and as a mid layer on trails.
- 100% polyester with antimicrobial.
- Heavyweight fleece for maximum warmth.
- Removable sleeves with color marker for each side.
- Reflective heat transferred Ski-Doo logo at left chest.
- 2 hand pockets.



Bronze [92]

MEN'S HYBRID ZIP-UP TECH FLEECE

454817 • S, M, L, XL, 2XL, 3XL

- Technical fleece for warmth and mobility.
- Use every day and as a mid layer on trails.
- 95% polyester, 5% spandex.
- Adjustable hood.
- 2 hand pockets with Ski-Doo branded zipper pulls.
- Reflective Ski-Doo logo at left chest and back.



Heather Grey [27]

MEN'S PREMIUM ZIP-UP HOODIE

454828 • S, M, L, XL, 2XL, 3XL

- Semi-fitted hooded sweatshirt with zip-up.
- 80% cotton, 20% polyester.
- One side with brushed fleece.
- Drawstring hood.
- Rib at cuff and hem.
- 1 zipped pocket on left sleeve and 1 split kangaroo pocket.
- Small heat transferred Ski-Doo logo on chest and quote at bottom right pocket.
- 3D embossed silicone Ski-Doo patch on sleeve pocket.



Charcoal Grey [07]

MEN'S PREMIUM PULLOVER HOODIE

454836 • S, M, L, XL, 2XL, 3XL

- Comfortable Premium Pullover hoodie.
- 80% cotton, 20% polyester.
- One side with brushed fleece.
- Drawstring hood.
- Handwarmer kangaroo pocket.
- Heat transferred Ski-Doo logo on right sleeve.
- Rib at cuff and hem.



Charcoal Grey [07], Ivory [97]

MEN'S WAFFLE KNIT THERMAL LONG SLEEVE HENLEY

454827 • S, M, L, XL, 2XL

- Casual fit waffle knit long sleeve T-shirt.
- 60% cotton, 40% polyester.
- Ski-Doo patch on left chest.
- Small Ski-Doo logo at back neck.
- Ski-Doo fold up label on bottom left side.



Navy [89], Teal [74]

MEN'S SKI-DOO MOUNTAINS T-SHIRT

454840 • S, M, L, XL, 2XL, 3XL

- Casual T-shirt for everyday wear.
- 100% cotton.
- Ski-Doo logo at front.
- Ski-Doo artwork at back.
- Ski-Doo fold up label on bottom left side.

MEN'S



Autumn Red [14]

NEW MEN'S SKI-DOO BUFFALO PLAID FLANNEL SHIRT

288386 • S, M, L, XL, 2XL, 3XL

- Men's Buffalo Plaid Flannel Shirt that will elevate your regular casual outfit.
- 100% cotton.
- 170 GSM.
- Chest pockets with flap.
- Contrast twill at elbows and cut and sews.



Army Green [77]

MEN'S SKI-DOO MATRIX T-SHIRT

288069 • S, M, L, XL, 2XL, 3XL

- Casual graphic T-shirt for everyday wear.
- Artwork at upper back.
- Small Ski-Doo logo at bottom hem.



Ivory [97]

MEN'S SKI-DOO VECTOR T-SHIRT

454825 • S, M, L, XL, 2XL, 3XL

- Casual T-shirt for everyday wear.
- 100% cotton.
- Small Ski-Doo logo at front.
- Ski-Doo artwork at back.
- Ski-Doo fold up label on bottom left side.

WOMEN'S



Red [30]

NEW MEN'S PLAID FLANNEL SHIRT

288127 • S, M, L, XL, 2XL, 3XL

- Men's Plaid Flannel Shirt that will elevate your regular casual outfit.
- 100% cotton.
- 170 GSM.
- Chest pockets with flap.
- Contrast twill at elbows and cut and sews.



Pink [36]

NEW WOMEN'S PLAID OVERSHIRT

288123 • XS, S, M, L, XL, 2XL

- Our beloved Women's Plaid Overshirt, perfect for everyday wear!
- 75% polyester, 17% acrylic, 4% polyamide, 2% viscose, 2% wool.
- 400 GSM.
- Yarn dyed plaid flannel.
- Super soft and cozy brushed fabric.
- Metal Ski-Doo embossed snaps.
- Two hand pockets.
- Two chest pockets with flaps.



Black [90], Heather Grey [27]

WOMEN'S SKI-DOO VINTAGE CREW SWEATSHIRT

288051 • XS, S, M, L, XL, 2XL

- Signature sweatshirt with vintage Ski-Doo logo.
- Center front logo.
- Relaxed fit.
- Dropped, set-in sleeves.
- Rib on collar, cuffs and hem.

HEADWEAR AND NECKWEAR

UNISEX



Hi-Vis Yellow [26], Red [30], Yellow [10]

NEW UNISEX REVERSIBLE SKI-DOO BEANIE 448806 • One size

- Unisex knitted reversible beanie.
- 95% acrylic, 4% nylon, 1% spandex.
- Knitted repetitive Ski-Doo logo on one side.
- Knitted stripe and Ski-Doo logo on the other side.



Black [90], Magnesium [24], Pink [36]

NEW UNISEX SKI-DOO LANDING BEANIE 448807 • One size

- Unisex knitted beanie.
- 95% acrylic, 4% nylon, 1% spandex.
- Knitted abstract pattern.
- Ski-Doo embroidery at front.



Burgundy [35]

QUILTED TRAPPER HAT 454856 • S/M, L/XL

- Perfect mix between a hat and a cap for protection from the sun while keeping warm.
- 100% polyester.
- Quilted fabric and microfleece lining.
- Foldable insulated earflap with snap button.
- Inner sweat band.
- Inner Ski-Doo logo visible at back when folded.



Black [90], Heather Grey [27], Wine [32]

NEW UNISEX POM-POM BEANIE 288130 • One size

- Unisex knitted pom-pom beanie.
- 100% acrylic beanie.
- 100% polyester liner.
- Embroidered Ski-Doo outlines at front.



Bronze [92], Teal [74], Wine [32]

LANDING BEANIE 454698 • One size

- Warm lifestyle hat.
- 95% acrylic, 4% nylon, 1% spandex.
- Ski-Doo patch centered at front.
- Foldover cuff.



Charcoal Grey [07], Red [30], Yellow [10]

VERTICAL SKI-DOO CURVED CAP 288212 • One size

- Fashion curved cap.
- Perfect to wear every day.
- Vertical Ski-Doo embroidery at front.
- Curved brim.
- Plastic adjustment at back.
- Ski-Doo fold up label at back.



Black [90], Heather Grey [27], Hi-Vis Yellow [26]

NEW UNISEX SKI-DOO CHUNKY BEANIE 288208 • One size

- 100% acrylic beanie.
- Chunky knit beanie for everyday wear.
- Ski-Doo patch sewn at front.



Black [90], Charcoal Grey [07], Pink [36], Red [30], Yellow [10]

SKI-DOO SIGNATURE CAP 288098 • One size

- Classic signature cap with Ski-Doo embroidery.
- Perfect to wear every day.
- Ski-Doo embroidery at front.
- Plastic adjustment at back.
- Ski-Doo fold up label at back.



Black [90], Charcoal Grey [07]

VINTAGE FLAT CAP 288211 • S/M, L/XL, 2XL

- Fitted cap with vintage Ski-Doo embroidery at front.
- Perfect to wear every day.
- Flat brim.
- Inner elastic band ensuring comfort and stability.
- Small Ski-Doo embroidery at back.

UNISEX



Indigo Blue [82], Amber [95], Black [90]

ACTIVE RIDING TUBE

454837 • One size

- Multi-purpose tube to keep warm.
- Use for trail and deep snow riding.
- 88% polyester, 12% spandex.
- Stretchy and comfortable fabric.
- 12 different configurations: bandana, headband, balaclava and more.



Black [90], Brick Red [33], Dark Navy [16], Green [70], Grey [09], Ice [38], Indigo Blue [82]

REVERSIBLE SKI-DOO BEANIE

448736 • One size

- 2-in-1 reversible beanie.
- 95% acrylic, 4% nylon, 1% spandex.
- Knit-in logos.



Black [90]

CHUNKY BEANIE

454832 • One size

- Chunky knit beanie for everyday wear.
- 100% acrylic.
- Ski-Doo patch sewn on front.

MEN'S



Black [90]

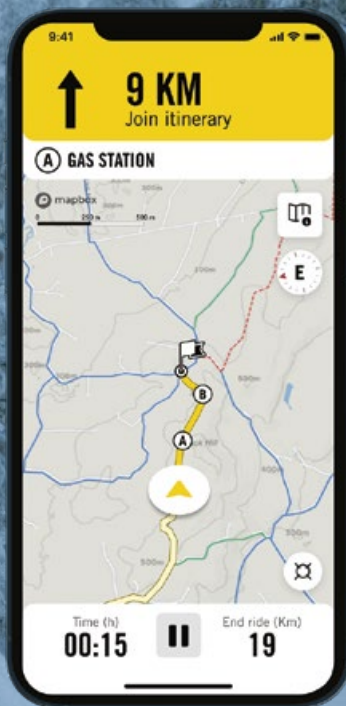
EXPLORER HAT

454821 • S/M, L/XL

- Insulated hat for optimized warmth.
- 90% polyester, 10% wool.
- Lined with sherpa.
- Ski-Doo fold up label at back.
- Adjustable clip attachment.



RIDE INTO THE FUTURE WITH BRP GO!



Plan your itineraries
Ride in offline areas
Locate your friends
380,000+ km of trails available



Scan here to
download now



Download on the
App Store



GET IT ON
Google Play



BRP REIMAGINES THE WAY YOU ACCESS YOUR WORLD

Ski-Doo is one of many success stories from BRP, the global company behind some of the most daringly innovative products and experiences that move you. Because it's not about the destination, it's about the journey — yours.

Discover our brands:

ski-doo ***LYNX*** ***SEA-DOO*** ***can-am*** ***ROTAX*** ***ALUMACraft*** ***MANITOU*** ***QUINTREX***

www.brp.com





// [SKI-DOO.COM](https://ski-doo.com)

